



2025-2026

ANNUAL REPORT



SCHOOL OF COMPUTING
SENIOR DESIGN



SENIOR DESIGN MISSION

Senior Design provides a project-based capstone course that gives students a design-centered educational experience. Senior Design students focus on the applications of software and systems engineering principles to solve complex problems through the design, development, and implementation of innovative computing systems.

SENIOR DESIGN CORE VALUES

Our core values reflect the School of Computing's 56-year history, mission, and beliefs by teaching essential skills and providing globally-recognized research and training opportunities. We prepare students for the most challenging, innovative, and fastest-growing careers of the 21st Century. Featuring world-class facilities and a groundbreaking curriculum, the University of Nebraska-Lincoln's School of Computing is one of the country's top School of Computing programs.

A MESSAGE FROM THE DIRECTOR

Welcome to the School of Computing's Senior Design Year in Review Report for the 2025-2026 academic year. Thank you for taking the time to learn about the projects that our students tackled as part of this year's portfolio.

This has been a remarkable year, with a record number of students enrolled in Senior Design. In the pages that follow, you will find summaries of their collective efforts to satisfy the project-based capstone requirements, thereby preparing the next generation of data scientists, computer scientists, computer engineers, and software engineers.

We are remarkably proud of each of our students who have completed Senior Design. Their talent and efforts continue to amaze us.

While it has been our privilege to guide Senior Design students through their capstone experience, we would be remiss if we did not acknowledge the efforts that other faculty and staff have put into educating and enabling our

department's students to make their success in Senior Design possible. We also thank our students' family and friends who supported them during their college years.

I also offer my personal thanks to the Senior Design staff, faculty, and graduate teaching assistants for their dedication this year. Your commitment to student success was glaring, and you have set your students up for their future successes.

There are many others, both within the University of Nebraska system and in the industry, who generously made time for our students directly or through behind-the-scene efforts. Please review the Special Thanks section at the end of this report to see others who contributed to the community's effort to help our students succeed.



Chris Bohn

Assistant Director for Capstone
School of Computing

SENIOR DESIGN OVERVIEW

We are the School of Computing's capstone program. Our students have experience in multiple programming languages and development platforms and can offer you a wide variety of project types.

Business Web Development

Internet of Things

Mobile App

Artificial Intelligence

Data Analytics

Machine Learning

Algorithm

Progressive Web App

Gaming

Research & Development

Geographic Information Systems

Science Gateway

Virtual & Augmented Reality

Many Others

We work with industry and academic partners to create software, hardware, and/or IoT applications.

INTERESTED IN SPONSORING A PROJECT?

- **Please fill out the project proposal form:**
go.unl.edu/senior_design_project_proposal
- **Contact Senior Design about your next project via email at:**
cse-seniordesign@unl.edu
- **Visit our website for more information:**
computing.unl.edu/senior-design





MESSAGE FROM THE CHAIR

DR. WITAWAS SRISA-AN

Chair | School of Computing

Senior Design is one of the most important components of our educational mission. This year-long project allows students to synthesize what they have learned throughout their UNL experience. Putting together the pieces gives students a deeper understanding of why we have put them through their paces in so many diverse courses. Senior Design also teaches them important skills in project management that will hold them in good stead no matter what career they may pursue. Students work on projects together with other students who encompass a range of backgrounds, skills, and experience. Our Senior Design staff and faculty are passionate about guiding students through challenges—both big and small—to arrive at a successful conclusion.

PROJECT DOMAINS

14 Business Web Development

5 Mobile App

4 Internet of Things

4 Embedded Systems

5 Virtual & Augmented Reality

2 Gaming

5 Machine Learning

8 Data Analytics

SENIOR DESIGN STATISTICS

242 Students

2 Interdisciplinary Projects

18 UNL/SOC Projects

10 Projects Benefiting Nebraska

37 Coaches

13 Faculty and Staff

7 Research and Development Projects

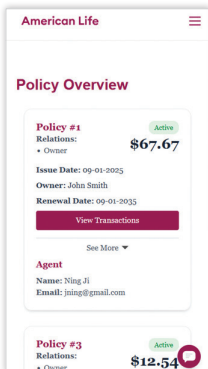
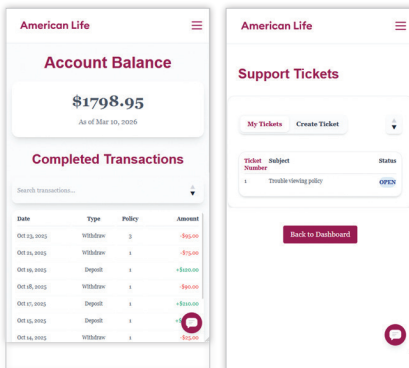
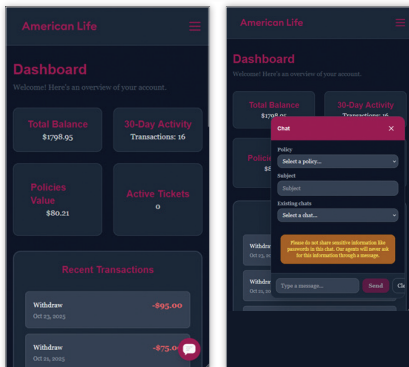
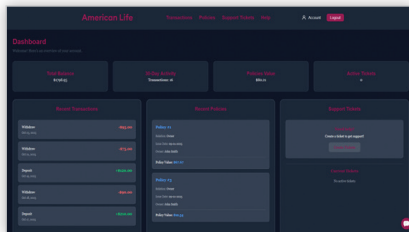
24 Sponsored Projects

19 Industry Projects

888 Hours of Sponsor Meetings

TECHNOLOGIES USED





American Life

Customer & Agent Web Portal

Sponsor: American Life

American Life (Formerly Midwest Holdings) is a regional insurance and financial services firm founded in 1980, headquartered in Lincoln, Nebraska. Their mission is to protect and grow their customers' financial security through innovative products and exceptional service. American Life tasked a Senior Design team with building a secure mobile-first customer Web portal to enable their customers to view their policies and transactions, as well as to submit support tickets and talk with agents via a Web chat. Such an application would give American Life customers easier access to their information, plus it would free-up customer service representatives to focus on other tasks.

The team developed this application using Django, PostgreSQL, and Tailwind CSS. This stack was chosen because it aligned with the infrastructure in use by American Life and the nature of the Python programming language would allow for rapid development. The project was split into two semester-long phases; the focus of phase one was to lay out the foundations of the project with features including: authentication and authorization, policy list and details, and transaction history. The second phase included features such as support tickets, secure messaging, as well as a view for agents to provide customer support.

During each phase, the team did their best to ensure that the application was secure, accessible, and mobile friendly. Focusing on those three points enabled the team to deliver an application that accomplished its core mission of providing customers with a secure and easy way to access their American Life information.

The Team

Fletcher Hovendick	Squad Lead and Development Manager
Thomas Nguyen	Product Manager
Aayush Subedi	Developer
Cole Wiebke	Developer
Olurotimi Ogunleye	Developer
Trayson Combs	Developer



Anchovy Web Application

Sponsor: Anchovy

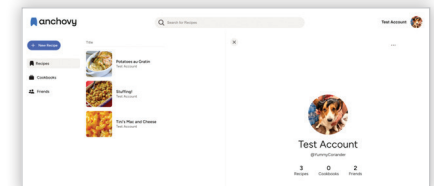
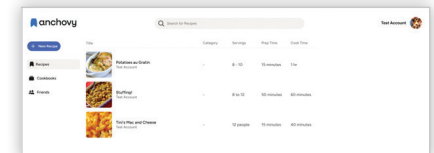
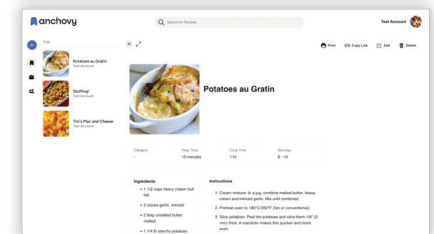
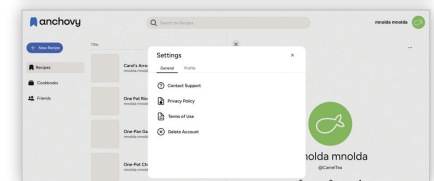
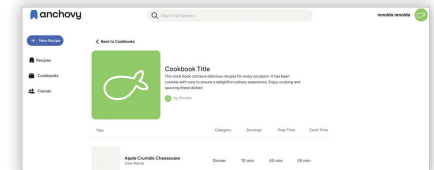
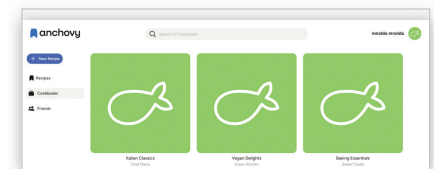
Anchovy is an application that collects recipes from various sources and formats them. The mobile application allows users to save recipes from photos, websites, or even links. Users can support nonprofits and creators by purchasing Anchovy digital cookbooks. It is a convenient way to store and organize many different recipes. It allows the recipes to be in a set format, and the user to be able to access the recipes from anywhere. Now, with the addition of the web application, Anchovy is making their platform more accessible.

The team was tasked with the challenge of translating the existing mobile application to a Web application while using the yet-to-be-released UI redesign. They did not have to create backend services or populate it with data. The sponsor provided mock-ups for what the application should look like and how it should function. Additional feedback was given to the team during demo meetings as well. The team did have to code the front end of the application and connect it to the provided back end. There were many obstacles to completing the challenge, but with the help and a lot of communication with the sponsor we were able to overcome them.

Anchovy gave the team several mock-ups to base the Web application from. The team chose to use Angular because the mobile application also used it. The hope the team had was that this would reduce issues and increase mobility. The team focused on how the application looked and felt to make it give the best experience for the customer. They did this by having a cohesive color palette across the whole application and by spending a long time on fine tuning responsiveness.

The Team

Francisco Le	Squad Lead and Development Manager
Collin Siracuse	Product Manager and Developer
Seth Gonzalez	Developer
Bryan Hernandez	Developer
Angel Morales	Developer
Mercedes Nolda	Developer
Teresa Trinh	Developer





Fab Parts Ordering

Sponsor: Aulick Industries

Aulick Industries manufactures agricultural trailers, farm trucks, dump carts, and steel and aluminum boxes for construction and landscaping use. Fabricated parts produced by the Aulick fabrication shop support these products. Before this project, fabricated part requests arrived through phone calls and email. This process created delays, scattered order information, and limited visibility into order progress for both customers and staff.

The Senior Design team developed a fabricated parts ordering system within Aulick Industries' internal platform. The system functioned as an ecommerce-style store for fabricated fabrication-shop parts and provided a centralized workflow for ordering and request management. Customers browsed a catalog of available fabricated items, viewed product details, placed orders, and submitted custom fabrication requests through a structured form.

The platform included a dashboard which presented order history, item status, and overall order progress. Order information exported as PDF or Excel files for reporting or review. Order quantities and details updated directly through the dashboard or through exported Excel files which supported external edits before reupload. Search and filtering tools improved efficiency when locating orders, products, or customer records.

Manager accounts provided oversight across the entire system. Access included all customer orders, custom fabrication requests, and production status updates.

Managers adjusted order quantities, updated item or order status, and reviewed activity across the platform. A system log recorded every order change or update made by any user, which provided a clear record of system activity and order modifications. The platform reduced manual communication and provided Aulick Industries with a structured process for managing fabricated part orders.

The Team

Emir Ferzan	Multi Team Squad Lead and Product Manager
Nathan Ford	Development Manager
Shahad Al Elew	Developer
Nadim Al-Ramahy	Developer
Dominic Coleman	Developer
Soroosh Farahmand	Developer
Nick Goertzen	Developer
Marek Kruszcak	Developer
Shawn Ludena-Llanos	Developer
Zi Dane Yan	Developer
Dez Wolken	Developer
Haoze Zheng	Developer



Point Cloud Data Processing and Manipulation

Sponsor: BinMaster

The BinMaster Point Cloud Data Processing and Manipulation project focused on developing a software system capable of transforming raw radar-based scan data into accurate volume estimates and interpretable three-dimensional visualizations of bulk material stored in grain bins and warehouses. While BinMaster provides sensors capable of collecting point-cloud scan data, the company required a processing pipeline that could convert raw scan outputs into meaningful measurements and visualizations. The team's goal was to create a modular solution that could ingest .xyz scan files, normalize inconsistent datasets, and produce reliable volume calculations.

To address this challenge, the team designed a modular back-end architecture responsible for ingestion, normalization, and volume calculation. Early development explored multiple surface-reconstruction approaches, including Triangulated Irregular Network (TIN) and Alpha Shape methods, alongside a geometric calculation that accounts for material volume beneath the scanned surface. These components were integrated into a command-line testing interface that allowed the sponsor to run datasets, review early volume estimates, and provide structured feedback during development.

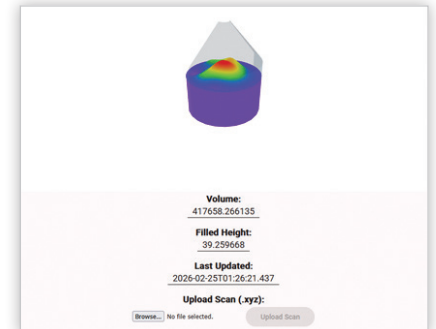

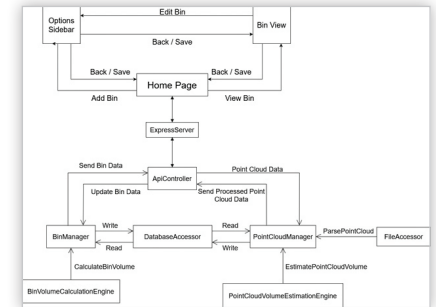
As the project progressed, the team refined the architecture to improve reliability and maintainability. Separate surface-reconstruction methods were consolidated into a unified surface-processing engine that reconstructs the material surface from the point cloud and calculates the surface-based volume

contribution. This result is combined with a below-ground geometric calculation based on bin parameters such as height, diameter, and cone angles. The unified workflow reduced duplicated logic, improved mesh stability, and achieved approximately 99% accuracy on currently available full-resolution sponsor datasets.

In addition to the back-end processing pipeline, the team began implementing a modular Angular-based front-end designed to visualize bin data and interact with processed results. Initial development included reusable components for dashboard views, bin configuration panels, and early demonstrations of three-dimensional rendering. Together, these efforts produced a modular processing system capable of accurate volume estimation and visualization.

The Team

Dakoda Oden	Squad Lead and Product Manager
Isaak Hopp	Development Manager
James Benton	Developer
Armon'e Dean	Developer
Elijah Nitzel	Developer
Noah Whyrick	Developer



```

BinMaster Point Cloud Processing Testing Interface

Main Page
1: Manage scans
2: Manage bins
3: View additional testing information
  
```



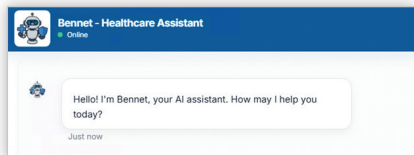
Here are the topic pairs that most frequently appear together in the same conversation.

Topic Pair	Session Count
Benefits & Cost Share	17
Cost Share & General Inquiry	10
Benefits & Claims with other Cost	8
Claims & Cost Share	6
Claims & General Inquiry with Cost	4
General Inquiry & SP Topic	4
Provider Search & Service Cost	3
Benefits & Claims	3
Cost Share & Provider Search	2
Claims & Cost Share with other	2
Cost Share	2

The most common topic pairs are **Benefits & Cost Share**, followed by **Cost Share & General Inquiry**. If you need further breakdowns, visualizations, or details about what these topics include, just let me know!

Querying analytics systems...

I'm processing your request...



BennetIQ

Sponsor: Blue Cross Blue Shield of Nebraska

Bennet is an AI assistant used by Blue Cross Blue Shield of Nebraska (BCBSNE) to help their customer service representatives better answer customer's questions. BCBSNE developers hope to further expand Bennet's capabilities in the future, and an important step would be to understand the analytics of the conversations it is currently handling.

At the beginning of the project, Bennet didn't have the knowledge required to answer analytical questions about itself. However, BCBSNE maintained conversation logs and transcripts in Azure Databricks.

To enable Bennet to analyze this data, we created an Azure Foundry agent using OpenAI GPT-4.1 models and integrated it into Bennet's existing architecture. When Bennet receives an analytical question, the agent interprets the prompt and sends it to an Azure Databricks workspace, where Databricks Genie takes the prompt and queries the Azure SQL table. Bennet can generate readable charts, interactive graphs, and thoughtful responses using the returned data.

With easily accessible and interactive insights into Bennet's conversations, BCBSNE can use its chatbot to help identify trends and evaluate the user experience. This information will be very beneficial to their efforts as they continue to expand and grow Bennet's capabilities in the future.

The Team

Evan Sipple	Squad Lead and Product Manager
Ethan Yehl	Development Manager
Sean Grafton	Developer
Justin Nguyen	Developer
Zainab Ridha	Developer
Seth Stowell	Developer



Bolted Joint Witness Mark Functionality 3.0

Sponsor: CLAAS

This Senior Design project with CLAAS focused on improving the process used to verify that bolts on agricultural equipment had been properly torqued. At the CLAAS assembly facility, technicians manually applied paint marks to bolts after tightening them to the correct torque specification. This process introduced the potential for human error, including missed bolts or incorrect markings. The goal of the project was to develop an add-on device for pneumatic torque tools that automatically detected when the proper torque had been reached and applied for a paint witness mark. By automating this step, the system was intended to improve consistency and reliability in the assembly process while reducing the need for manual marking.

Early efforts focused on strengthening torque detection through the integration of multiple sensors and a smaller computer board, including a hall-effect sensor to measure anvil RPM and an accelerometer to monitor clutch vibrations from the torque tool. These sensors were connected to an Arduino Nano, which processed the sensor data and determined when a torque event occurred. Initial development involved collecting operational data from the torque device, validating sensor readings, and developing an algorithm capable of detecting a true torque stop while ignoring events such as pulsing or reversing that had previously caused false triggers.


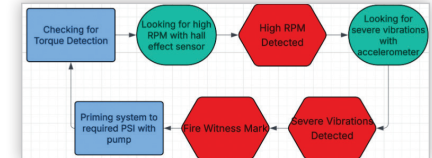

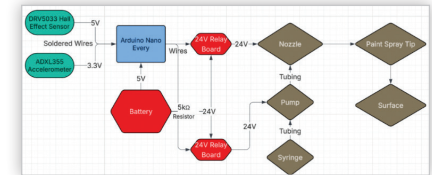
In parallel with the sensing system, the team redesigned the paint delivery hardware responsible for producing the witness mark. Improvements included redesigning

the paint reservoir to better manage size and flow, researching compatible paints and sealing materials, and integrating a pump and nozzle capable of producing a small, controlled spray. The electronics and fluid components were packaged into a compact enclosure to organize the system and protect the hardware from harsh conditions typical of an industrial environment. Once a valid torque event was detected, the Arduino transmitted a control signal through a relay board to activate the pump and nozzle, ensuring the mark was applied only at the correct time. The pump then primed the system in preparation for the next torque event.

The integrated device operated on battery power, detected torque completion using combined sensor data, and reliably triggered the spray mechanism. The final prototype demonstrated a practical approach for automating bolt witness marking in a manufacturing environment and represented a significant improvement over previous designs.

The Team

Caleb Poggemeyer	Squad Lead and Development Manager
Drew DeBauche	Product Manager
Boston Henry	Developer
Bryce Kovarik	Developer
El Hadji Mamadou Sow	Developer
Matthew Schlatter	Developer





Voice Scaling

Sponsor: DMSi

Field log scaling is a process commonly performed in environments where Internet connectivity is limited or unavailable, making traditional digital tools difficult to use reliably. Workers often rely on manual data entry, which can slow down workflows and increase the likelihood of errors when recording log details such as tree diameter, length, and species. The challenge addressed by this project was to explore how voice-driven data entry could improve efficiency and usability for field workers while still functioning in offline environments.

To address this challenge, we developed a prototype mobile application that integrates offline-capable speech recognition with a structured logging interface. Built using React Native and Expo, the system allows users to record log information through voice input while the application processes and stores data locally on the device. This approach enables hands-free interaction and ensures that the system remains functional even in remote locations without network connectivity. The prototype was designed with modular components to support future integration into DMSi's existing systems.

Throughout development, we evaluated multiple AI speech recognition solutions to determine the most reliable approach for offline voice entry. Tools such as Vosk and Android OS Speech were tested and compared

to analyze transcription accuracy, responsiveness, and overall performance under different conditions. Structured testing sessions were conducted using multiple devices and noise environments, with results tracked to better understand how each model performed in real-world scenarios.

By the end of the project, we produced a functional prototype capable of capturing log entries through voice input and storing them locally for later review. The system demonstrates the feasibility of integrating offline AI voice technology into log scaling workflows while improving speed and usability for field users. The work completed during this project provides a foundation for future development, including refining AI accuracy, expanding device compatibility, and integrating the solution into DMSi's production environment.

The Team

Mohammed Al-Sammak	Squad Lead and Product Manager
Tony Nguyen	Development Manager
Huy Bui	Developer
Tyler Kroeger	Developer
Jakobi Washington	Developer
Garrett Wilcoxon	Developer



High-Stakes Decisions: An Asset Manager Blueprint

Sponsor: DPA Auctions

Asset Manager's initial stage successfully delivered a centralized, real-time view of asset values, debt, and ROI for stakeholders in the agricultural and heavy equipment sectors. However, to maintain competitive differentiation and increase user engagement, DPA Auctions recognized the need to push the platform further. The primary challenge was to transition Asset Manager from a purely descriptive ledger into a predictive, decision-making platform that could assist users in navigating the multifaceted financial and tax consequences of equipment turnover.

To address this challenge, the senior design team developed the Scenario Studio, a robust liquidation and replacement planning engine. This comprehensive Web application allows users to seamlessly select current assets for liquidation, simulate expected sale prices, and accurately model the cascading financial impacts. At the core of this upgrade is a deterministic tax calculation engine that automatically computes critical tax metrics, including basis allocations, Section 1245 ordinary recapture, and Section 1231 gains, ultimately providing users with an accurate projection of their after-tax proceeds.

Furthermore, the system empowers owners to strategically plan asset replacements by modeling various tax advantages, such as Bonus Depreciation, Section 179 expensing, and MACRS methods. Users can instantly visualize net cash alterations, tax deltas, and the resulting impact on their Loan-to-Value (LTV) and Debt-Service Coverage Ratios (DSCR). To bridge the gap

between platform modeling and real-world execution, the team implemented a document service that generates detailed, exportable PDF audit packs designed specifically for review by CPAs and lending partners.

Utilizing React and TypeScript on the frontend paired with a robust Python backend service layer and PostgreSQL database, the team ensured secure data isolation, high availability, and rapid calculation performance for complex portfolios, ultimately delivering a seamless, enterprise-grade experience.

The Team

Vatsal Pandya

Squad Lead and
Product Manager

Joseph Holy

Development Manager

Jose Chacon Urias

Developer

Thang Do

Developer

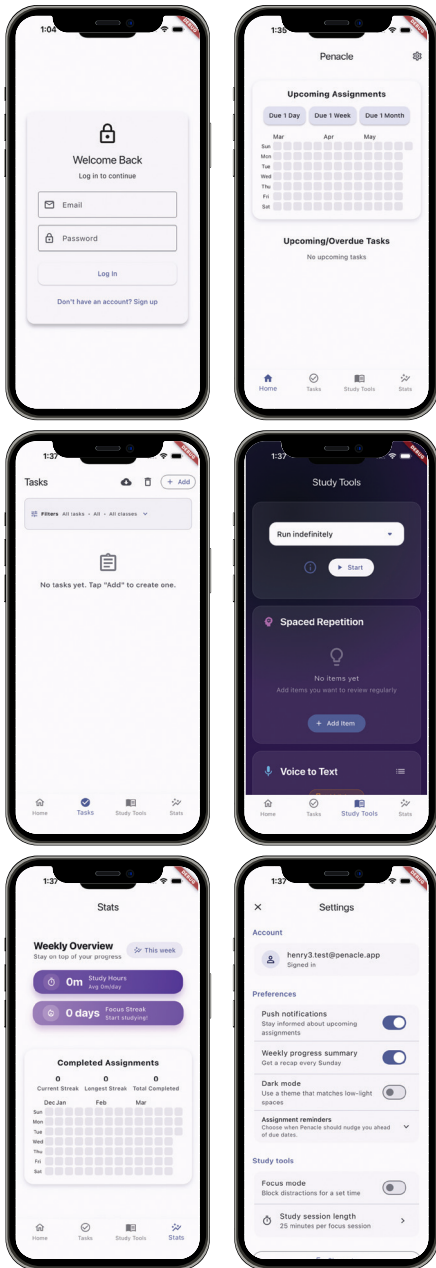
Winston Hou

Developer

Nick Pham

Developer

Liquidation (Sales)		Replacements (Purchases)	
Total Sale Proceeds	\$44,600	Total Replacement Cost	\$168,600
Transaction Fees	\$950	Bonus Depreciation	\$0
\$1245 Recapture (Ordinary)	\$20,463	\$179 Deduction	\$76,000
\$1231 Gain (Capital)	\$2,000	MACRS (Year 1)	\$4,625
Est. Tax on Sales	\$2,348	Total First-Year Write-off	\$80,625
Net Cash from Sales	\$41,302	Est. Tax Savings	\$8,063



Penacle

Sponsor: Penacle

College students face increasing challenges balancing coursework, extracurricular activities, and personal responsibilities. Traditional task management tools often fail to address the unique needs of academic life, where assignments have varying deadlines, courses require different study strategies, and maintaining consistent study habits is crucial for success. The Penacle team set out to create a comprehensive solution that would help students not just track their tasks, but actively improve their academic performance.

The team developed Penacle, a cross-platform mobile application built with Flutter that combines intelligent task management with proven study techniques. The application features an assignment heat map that visualizes workload distribution across days and weeks, helping students identify busy periods before they become overwhelming. Users can filter tasks by due date ranges and organize assignments by class, providing flexibility in how they view and prioritize their work.

Beyond basic task tracking, Penacle incorporates study tools grounded in learning science. The built-in focus timer helps students implement the Pomodoro technique or custom study sessions, while the spaced repetition system enables effective memorization of key concepts. A voice-to-text feature allows students to quickly capture notes and ideas without interrupting their workflow. The stats dashboard tracks study hours, focus streaks, and assignment completion patterns, giving students insights into their productivity habits.

The result is a polished, user-friendly application that addresses the full spectrum of academic productivity needs. With features like push notifications for upcoming assignments, weekly progress summaries, and customizable reminder settings, Penacle provides students with a complete toolkit for academic success. The application runs on iOS, Android, and Web platforms, ensuring accessibility across all student devices.

The Team

Ben Blankenbiller	Developer
Dylan Kramer	Developer
Will McCann	Developer
Minh Ninh	Developer
Vincent Trinh	Developer



DocuSign Prototype UI

Sponsor: Farm Credit Services of America

Farm Credit Services of America handled a large volume of loan documents that required electronic signatures, but the process for preparing and sending those documents was spread across multiple systems. Users had to manually gather recipient information, locate documents, and switch between internal platforms and DocuSign to complete a single request. This made the workflow time-consuming and increased the likelihood of errors, especially for repetitive or high-volume tasks.

The Senior Design team developed a prototype Web application to simplify and centralize this process. The solution included an Angular application with a C#/.NET backend that allowed users to search loan originations, automatically populate mocked customer data, select documents, and create envelopes for signature. The application securely integrated with the DocuSign sandbox API, demonstrating how the organization could reduce manual steps and streamline envelope creation through direct API communication.

Throughout the project, the team followed agile development practices using Azure DevOps for task tracking and source control. CI/CD pipelines were implemented to support structured releases, and environment parameterization was added so the application could automatically switch between local development and sandbox environments. These improvements strengthened testing, deployment consistency, and overall maintainability.

By the end of the project, our Senior Design team delivered a functional prototype that demonstrated a more efficient and user-friendly approach to managing electronic signatures. The solution reduced workflow complexity, improved data consistency, and provided a clear foundation for future integration with internal enterprise systems.

The Team

David Khuu

Squad Lead and
Project Manager

Will Hoellen

Development Manager

Eric Haupt

Developer

Harrison Johs

Developer

Khader Khoudeda

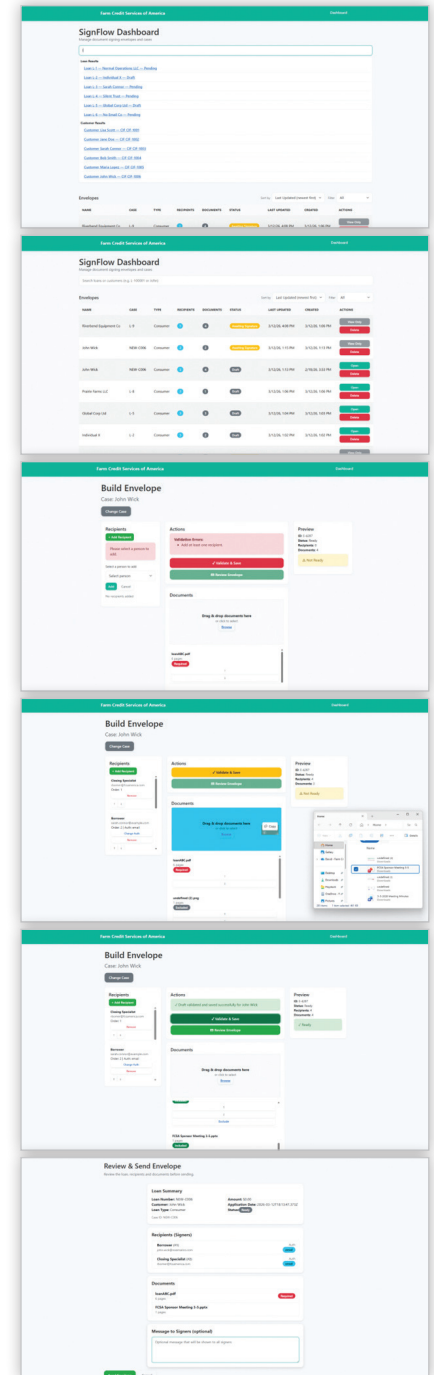
Developer

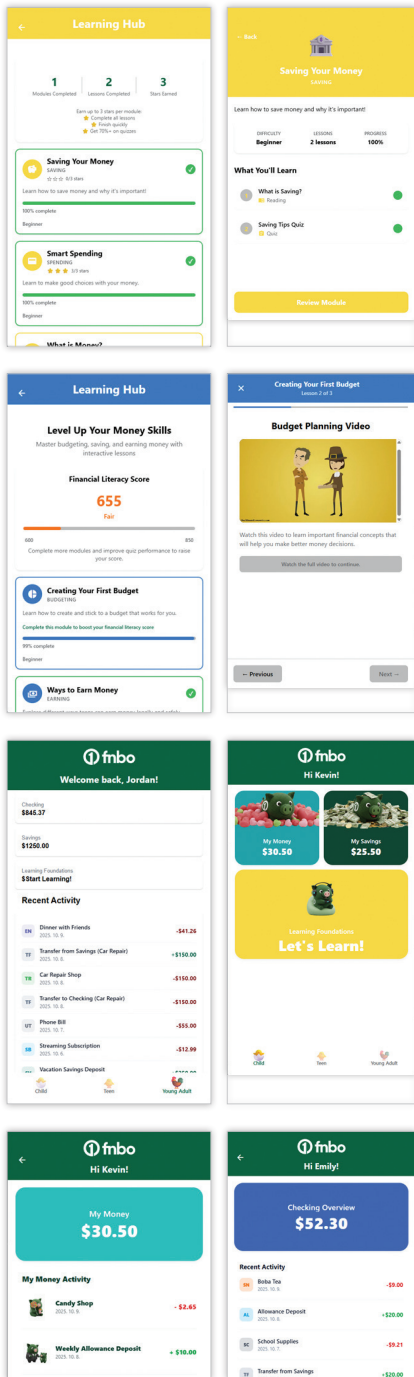
Dawood Murad

Developer

Eldin Salja

Developer





FNBO Foundations

Sponsor: First National Bank of Omaha

FNBO Foundations was designed as a mobile application to improve financial literacy for children, teens, and young adults. The platform included features that gamify the learning process through age-appropriate educational modules. By tailoring the experience to different age groups, the application presented financial concepts in ways that were engaging, understandable, and interactive. These features allowed users to learn important financial topics through repetition and varied learning styles without feeling overwhelmed or losing interest.

The system was developed using a React-based frontend supported by a Java Spring Boot backend. This architecture allowed the team to create a modular and flexible prototype capable of demonstrating the educational platform and its core features. The design supported future scalability and expansion while maintaining a clear and maintainable structure for additional modules and improvements.

Throughout the development process, the team encountered and overcame several challenges that could have slowed progress. One of the largest challenges during the early stages was establishing the overall design and user experience of the application. Through continuous iteration, testing, and feedback, the team refined the interface and learning flow until Foundations

reached a design that was both intuitive and user-friendly. This iterative process ensured that users of different ages and abilities could seamlessly enter the financial literacy learning environment and engage with the content effectively.

With guidance and input from members of FNBO and the dedication of the development team at the University of Nebraska–Lincoln, Foundations represented a meaningful step toward improving financial education. By presenting financial concepts in an engaging and accessible format, the platform helped introduce important topics that many young people might not otherwise seek out, ultimately supporting a new generation in building stronger financial understanding.

The Team

Joshua Dugger	Squad Lead and Project Manager
Komlan Akakpo	Development Manager
SungHoon Lee	Developer
Robert Oklouvi	Developer
Rene Rivera-Alberto	Developer
Karla Sierra	Developer



L.U.C.A. Coaching by tj

Sponsor: Theresa Jennings

LUCA Coaching by tj is a coaching service dedicated to improving patient care and staff retention in critical care settings by equipping novice nurses with the skills and support they need to thrive. To better reach their target audience—like newly graduated nurses in specialty hospital units like the NICU—the sponsor needed a way to deliver personalized coaching directly to users, bypassing hospital administration. The team was tasked with building a mobile application to fulfill this mission. The team developed a progressive Web application (PWA) that is installable on any device and accessible through any browser, providing nurses with an intuitive tool to guide them through patient assessments during their shifts.

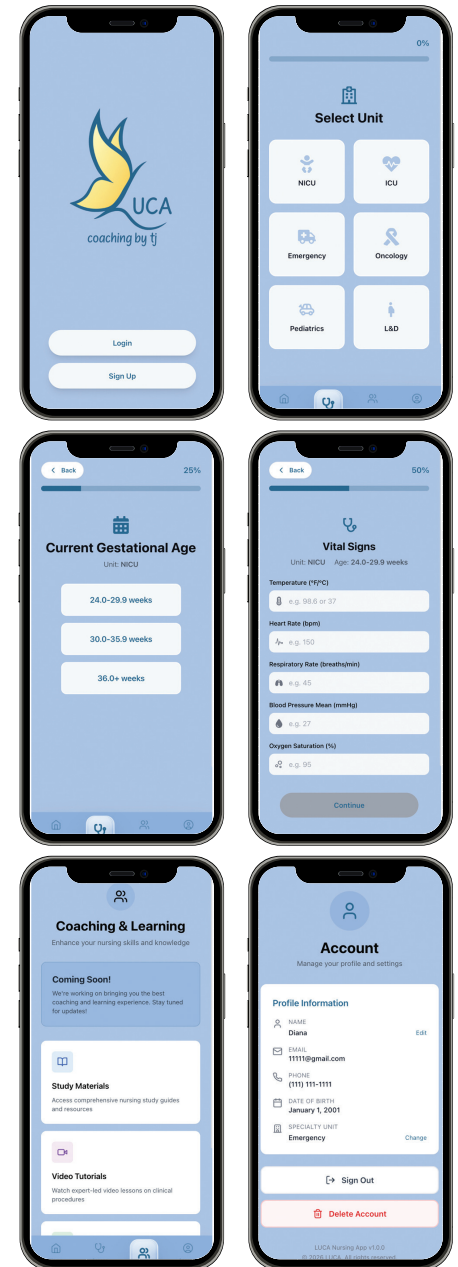
A significant challenge the team faced mid-development was a major pivot in project scope. Originally built as an iOS application using Swift, the sponsor requested a full migration to a PWA to maximize platform compatibility. Rather than treating this as a setback, the team systematically migrated the codebase to React, rethought the technical stack, and reestablished deployment infrastructure using Vercel. The team also built a local data collection tool for the sponsor to generate and verify patient scenario data, which serves as the training foundation for the machine learning model at the core of the app's "Assess Patient" feature.

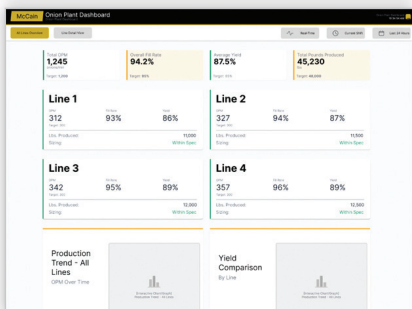
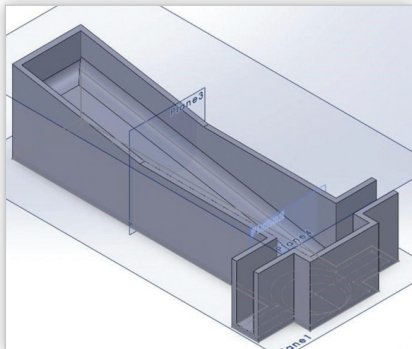

The "Assess Patient" feature guides nurses through a structured four-step assessment flow, capturing the hospital unit, gestational age, vitals, and signs and symptoms, to help them identify the next care

steps. The team integrated a machine learning model into this feature, though it will continue to be refined and retrained as the sponsor generates more patient scenario data over time. To ensure quality throughout development, the team implemented over 100-unit tests using Vitest, conducted regular code reviews via pull requests, and validated features with the sponsor in weekly meetings. The result is a fully deployed PWA with a functional account management system, a user-friendly assessment flow, and an evolving machine learning foundation designed to grow alongside the sponsor's expanding scenario database.

The Team

Diana Hanzlick	Squad Lead and Product Manager
Dane Troia	Development Manager
Dat Bui	Developer
Clancy Jones	Developer
Rhett Larsen	Developer
Brett Thieman	Developer





Automation of Onion Singulation and Placement

Sponsor: McCain Foods

The project began with a well-defined objective: to automate the onion handling and reporting processes at McCain Foods' Grand Island, Nebraska facility. Initially, the primary challenge was a manual workflow requiring operators to physically orient onions and a manager to compile daily production reports. These reports alone consumed two to four hours each day and lacked scalability needed for production demands. The team needed to develop a system that could automatically detect, orient, and place onions while capturing real-time performance data for facility stakeholders.

To address this challenge, the team designed and implemented a robotic pick-and-place system and factory/conveyor line analytics dashboard. The system utilized input from two Intel RealSense cameras and a fabricated motorized claw to detect each onion's orientation using a YOLOv11 machine learning model, align it to the target % straight specification, and return it to the conveyor belt. Throughout development, the team encountered and overcame several technical hurdles. Mechanical components required iterative redesign to accommodate varying onion sizes, the detection model was retrained across multiple grading periods to improve accuracy in low-light factory conditions, and dashboard features were refined through direct sponsor collaboration to match McCain's operational goals.

By the final grading period, the robotic system successfully completed pick-and-place operation trials, and the dashboard was primed to begin testing

for delivering real-time line performance visibility. This project not only addressed McCain's need to eliminate manual onion orientation and streamline reporting but also established a scalable and maintainable framework that McCain's internal team can continue to refine for long-term production improvement.

The Team

Sarah Heinzman	Squad Lead and Product Manager
Jonathan Stafford	Development Manager
Kaden Al Obaidi	Developer
Gabe Medina	Developer
Kyle Mundt	Developer
Abdus Sami Chowdhury	Developer



DQC, R&S

Sponsor: Mutual of Omaha

Mutual of Omaha is an insurance and financial services company based in Omaha, Nebraska, with a long history of supporting Nebraska community initiatives. This year, the company sponsored a student team to help manage vast amounts of complex enterprise data. As Mutual of Omaha's data systems have continued to expand, its JSON collections and schemas have become increasingly difficult to manage. The variation in formalized structures has made it challenging to ensure data remains consistent, well-defined, and ready to support business needs. The goal of this project was to build a platform to bring order to that complexity and provide the tools necessary to manage data quality.

The team developed a platform to address these challenges through a set of integrated capabilities. A schema management system allows users to upload reference schemas and define custom relationships between them based on key types. Using these reference schemas, the platform enables users to validate database collections, identify where JSON documents deviate from definitions, and check for referential integrity across the database. This is made possible by tracking the key relationships configured for the schemas. Validation results are displayed in a clean, structured format, and the system supports report generation in both CSV and PDF formats.

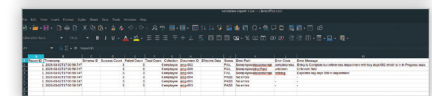
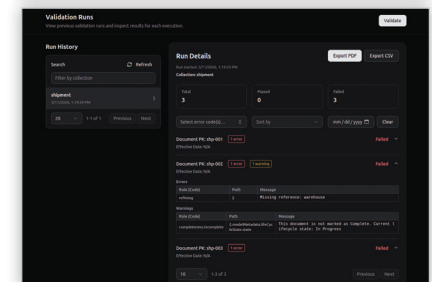
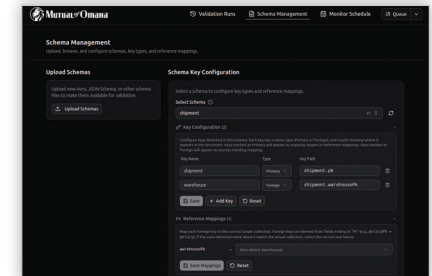
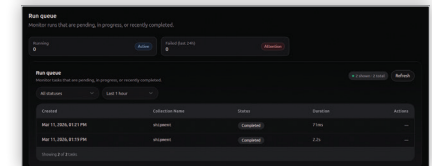
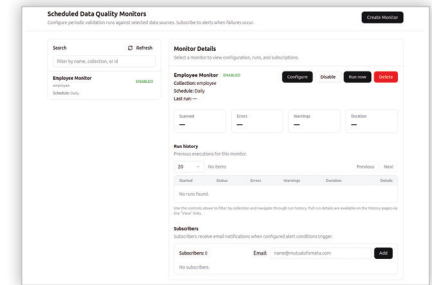
To ensure data quality remains consistent over time, the team implemented a monitor scheduling system. This feature allows users to configure recurring validations on a custom cadence, whether daily, weekly,

or more frequently, so that checks run automatically without manual intervention. Summaries of the results from these monitors are automatically sent to email subscribers to keep stakeholders informed.

The final application met Mutual of Omaha's requirements by delivering a reliable, repeatable workflow. This solution allows for strengthened trust in enterprise data and helps position the company's teams to manage data quality with confidence.

The Team

Darius Banks	Squad Lead and Product Manager
Ceferino Patino	Development Manager
Jaden Davis	Developer
Levi Loeske	Developer
Matthew Rokusek	Developer
Aditya Tadepalli	Developer



Validation Report

Report ID: 1
 Timestamp: 2026-03-02T17:00:59.747388
 Schema ID: NA
 Success Count: 3
 Failed Count: 3
 Total Count: 6

Detailed document results:

Document ID: emp-002
 Effective Date: N/A
 Status: FAIL



Nebraska EPSCoR NSPIRE

Sponsor: Nebraska EPSCoR

The Nebraska EPSCoR NSPIRE project is designed to expand research capacity statewide in response to a key need within Nebraska's research system. Although many universities, community colleges, and industry partners have valuable tools and services, many researchers across Nebraska don't know they exist. To bridge this gap, the Senior Design team developed a statewide, accessible platform that enables users to locate research equipment and services in one place.

The team developed an Angular Web application that serves as a centralized place for discovering research equipment and services across Nebraska. The platform includes an advanced search interface that allows users to filter results by location, organization, equipment or service type, and price, making it easy to compare available resources. Organizations can contribute new listings to the system, ensuring the site continues to grow and stay current. Sponsors are granted administrative privileges, allowing them to manage user accounts, review and approve contributions, and maintain the overall quality and accuracy of the platform.

The Web application provides a powerful yet easy-to-use platform to find research equipment and services across Nebraska. By centralizing access to research infrastructure and streamlining how users discover and compare resources, NSPIRE reduces barriers to collaboration and strengthens connections across institutions statewide. The platform lays

the foundation for long-term growth by supporting shared visibility, equitable access, and sustainable management of research assets. As the system continues to expand, it has the potential to foster new partnerships, support innovation, and significantly enhance Nebraska's overall research ecosystem.

The Team

Cameron Carlson	Squad Lead and Product Manager
Noah Bearden	Development Manager
Lyndi Hraban	Developer
Kurt Kuhlman	Developer
Jacob Rieker	Developer
Maya Wilson	Developer



ATSC 3.0 Virtual Channel & NextGenTV Application

Sponsor: Nebraska Public Media

Nebraska Public Media has embraced the future of broadcasting, becoming one of just nine NEXTGEN TV stations in the Omaha market area. This milestone is driven by the growing adoption of ATSC 3.0 broadcasting standards, ushering in a new era of interactive television. The cutting-edge RUN3TV framework provides a foundation for further development, enabling broadcasters to enhance their platforms with new features, applications, and personalized content for users. Harnessing this burgeoning technology will allow us to create a unique experience for all viewers, offering instant access to local and national PBS content at the click of a button.

To better understand viewer behavior and improve the interactive experience, we implemented Google Analytics and Google Tag Manager within the RUN3TV platform. These tools enable detailed tracking of user interactions across the application without requiring extensive changes to the core codebase. Through this integration, we monitor key engagement metrics such as channel views, game participation, continuous viewing sessions, and interactions with episode descriptions and program details. Events are captured through structured tags and triggers configured in Google Tag Manager and transmitted to Google Analytics for analysis. This data-driven approach provides insights into how viewers navigate and engage with the platform.

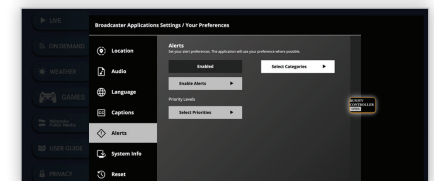
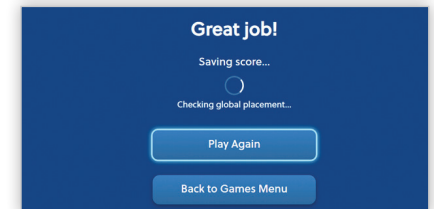
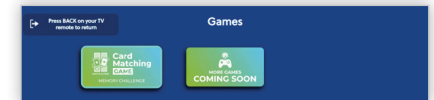
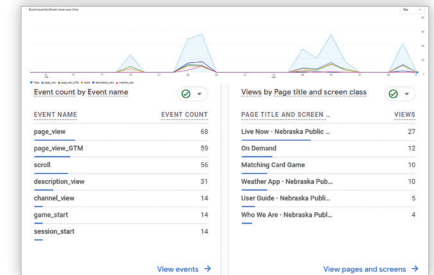
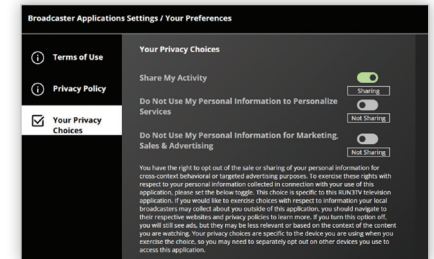
Our team developed an emergency alert system within the RUN3TV application that allows viewers to receive important public safety information directly on their


television screens in real time. Emergency notifications such as severe weather warnings, evacuation notices, or other public safety messages can be delivered quickly and reliably through the RUN3TV platform. The alert system is designed to process Advanced Emergency Alert Table (AEAT) XML data, which is used in ATSC 3.0 broadcasting to transmit structured emergency information. The application parses the AEAT data and triggers a visual banner that appears on the screen to inform viewers of the emergency.

The team developed a Nebraska-themed matching card game designed for television interaction using a remote control. The game featured imagery inspired by Nebraska wildlife and landmarks and was integrated into the RUN3TV application as a sub-application, allowing users to navigate menus, select cards, and progress through gameplay using directional controls.

The Team

Jacob Vaccaro	Squad Lead and Product Manager
Cameron Wood	Development Manager
Sara Aizudin	Developer
Anh Nguyen	Developer
Russell Pesek	Developer
Mireu Ryu	Developer





Diesel Dash

Sponsor: Nebraska Trucking Association (NTA)

The project began with a simple goal: creating an experience the Nebraska Trucking Association (NTA) could use to introduce students and event attendees to the environment of a diesel repair shop and the career opportunities within diesel technology. After an in-person visit to a working shop, the idea of a diesel mechanic skills challenge began to take shape.

Diesel Dash is a virtual reality career exploration experience developed by the Nebraska Trucking Association to serve as an introduction to diesel technology and heavy-duty truck maintenance in a fun and innovative way. Players will understand how the game works with a fully audible tutorial piece granted to them at the start, set inside a modern repair facility. The players will step into the role of a diesel technician as semi-trucks pull into the service bay with different mechanical issues. They are walked through three tasks: A faulty tire change, a repair on a coolant leak, and the replacement of a broken headlight. The repair tasks are simplified to make the experience accessible and easy to understand, while the trucks themselves are built with strong visual detail. Players can explore the engine compartment, examine key components, and look inside the cab. This provides a rare, up-close view of equipment most people do not encounter in everyday life.

The second phase will allow the players to utilize what they learned in the tutorial. This is the timed and skill challenge part of the Diesel Dash experience. Players connect to a diagnostic tool, identify the problem, and complete timed repair challenges before the next truck

arrives. The players are tasked with completing as many repaired trucks as possible within the time limit, with a randomized pattern of issues from the three set tasks. This could include one issue on the truck or all three, and the score is affected by how many trucks and tasks the player can complete. A local leaderboard ties together the fun and competitive nature of the game as groups can go head-to-head with each other or against the developer scores of the game.

Throughout the development process, the team encountered and overcame several technical hurdles. The learning curve of new software, the implementation of winding connections through different scripts and plugins, the creation of visual effects such as particles and full animations, and the constant testing of requirements being met for gameplay. Through this, Diesel Dash was designed to be a novel idea to offer an engaging introduction to one of the most in-demand technical careers in the transportation industry.

The Team

Jade Romero	Squad Lead and Product Manager
Kyle Bradley	Developer Lead
Drew Bonnie	Developer
Nolan Hill	Developer
Dillon Kim	Developer
Travis Nguyen	Developer



Obserra
Sponsor: Nelnet

Nelnet has experienced setbacks due to inefficient audit management processes that were time-consuming and labor-intensive. Audits were managed manually through emails and spreadsheets, which led to disorganized information and poor collaboration between teams. This included processes such as audit intake, ingestion, task tracking, and progress monitoring.

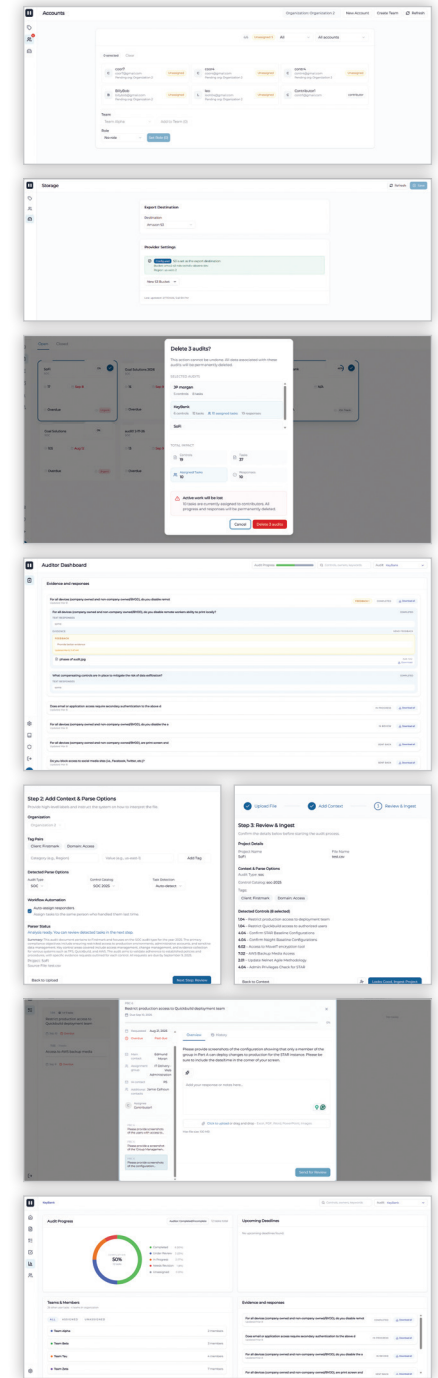
Obserra is a centralized audit management platform designed to help organizations like Nelnet complete audits more efficiently. The goal of the platform is to replace the manual process of emails and spreadsheets with a structured environment where different roles in an audit can collaborate. Obserra supports coordinators, contributors, administrators, and auditors, allowing each role to participate in the audit lifecycle from audit intake and ingestion to task completion and review. The platform provides each role with its own dedicated dashboard to help users organize and manage their responsibilities independently. One of the main goals when designing Obserra was to incorporate artificial intelligence to simplify repetitive audit work. The platform includes AI features such as automatically parsing uploaded audit documents to extract tasks, automatically assigning tasks to contributors, and generating response suggestions based on previous answers. Obserra also includes a writing assistant that helps improve the grammar and tone of responses before they are submitted, helping contributors produce clearer and more professional answers.


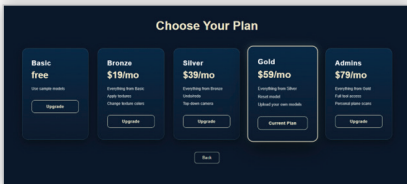
In addition to its AI capabilities, Obserra focuses on task organization and workflow visibility. Audit requests move through a Kanban-style workflow making it easy for coordinators and contributors to see the status of tasks and understand what work still needs to be completed. The platform also provides monitoring tools for both coordinators and auditors. Coordinators can view the overall progress of audits using visual dashboards that show how many tasks are in each stage of the workflow, while auditors can review individual audit progress and provide feedback on submitted responses.

Obserra addresses Nelnet's audit management challenges by simplifying the work required to complete audits. By using AI to assist with smaller tasks and providing a centralized platform for audit management, the system improves organization, collaboration, and coordination between teams throughout the audit process.

The Team

Leopoldo Hernandez	Squad Lead and Product Manager
Anas Mohammed	Development Manager
Keyik Annagulyyeva	Previous Product Manager and Squad Lead
Yasir Almotawa	Developer
Katia Henriquez	Developer
Colby Jochum	Developer





TWIL Design Labs

Sponsor: TWIL Luxury Design

Our project focused on developing a Web-based 3D configurator designed to display and interact with scanned models in a realistic and accessible way. The primary challenge was enabling scanned objects and environments to be viewed online with accurate textures and materials while still maintaining strong performance across standard Web browsers. Existing workflows made it difficult to showcase scans effectively because textures often appeared distorted, models could not be easily edited in real time, and complex assets were difficult to manage within a browser environment.

To address these challenges, our team designed a system that allows users to upload and visualize 3D models with properly applied textures and realistic scaling. The application supports individual object editing, allowing designers to manipulate components of a model rather than replacing the entire asset. This improves flexibility when working with complex scans and makes it easier to present different design variations or materials. The platform was built using a React and Three.js frontend for interactive rendering, while AWS provides the cloud infrastructure needed to store and manage models and texture assets.

A major focus of the project was ensuring that textures display realistically across different surfaces. We implemented techniques that allow textures to scale and tile correctly based on model geometry, helping materials appear more accurate to their real-world counterparts. Additionally, the system was

designed to remain compatible with standard Web browsers and avoid requiring specialized hardware, ensuring that clients, designers, and stakeholders can easily access and view the models.

Overall, this project provides a more effective way to showcase scanned environments and objects through an interactive 3D experience. By improving texture realism, enabling editable model components, and building a scalable Web-based platform, the system allows designers and clients to better visualize and evaluate scanned assets. This solution ultimately improves how digital scans can be presented, shared, and utilized within the design workflow.

The Team

Cassidy Moore	Squad Lead and Project Manager
Trevor Johnson	Development Manager
Connor Blackburn	Developer
Jordyn Cheyney	Developer
Peyton Nelson	Developer
Brandon Rojop	Developer



Open Access Online Experimental Retail Facility

Sponsor: UNL Department of Agricultural Economics

At the beginning of the year, the team was tasked with creating an Experimental Online Retail Facility. Researchers often face challenges when studying consumer decision-making in realistic environments. Traditional surveys and laboratory experiments often fail to capture the complexity of how people behave, making it difficult to gather detailed behavioral data. Our project addresses this challenge by developing a Web-based platform that simulates a realistic supermarket environment for research experiments.

The platform allows researchers to easily create customizable study environments where participants can browse products and make purchasing decisions. Through an intuitive interface, researchers can configure experiment variables, product selections, and other conditions to match the needs of their studies. This flexibility allows researchers to conduct controlled experiments while maintaining a realistic shopping experience for participants.

As participants interact with the virtual supermarket, the system collects detailed data on their behavior, choices, and interactions throughout the experiment. These data points help researchers better understand how individuals make decisions and respond to different factors during the purchasing process. By capturing these interactions in a simulated environment, the platform provides valuable insights that would be difficult to observe in traditional studies.

Overall, this system provides researchers with a powerful tool to design experiments, collect meaningful behavioral data, and analyze consumer decision-making in more realistic settings. By combining a user-friendly interface, customizable experimental controls, and automated data collection, the platform supports more effective research and deeper insights into consumer behavior.

The Team

Henry Renteria

Michelle Espinosa

Cole Becker

Brady Lauritsen

Ruthie Teeters

Kyle Wydrinski

Squad Lead and
Development Manager

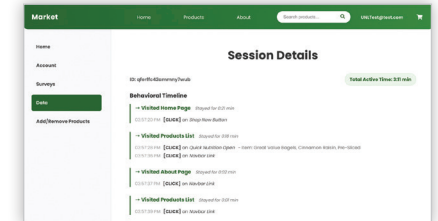
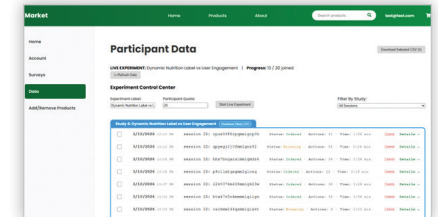
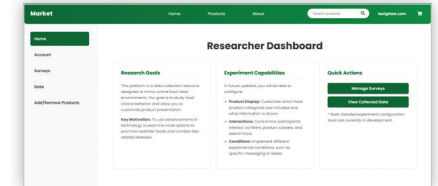
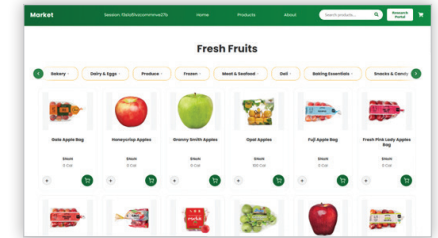
Product Manager

Developer

Developer

Developer

Developer





Empowering Voices: Advancing Emotion-Awareness In AAC

Sponsor: UNL Department of Special Education

Many Alternative Communication (AAC) systems allow users to communicate words but do not effectively convey emotional tone. The project aimed to address this limitation by incorporating Emotional AI Recognition (EAR) to detect a user's emotional state and pair it with expressive voice output generated through the ElevenLabs voice synthesis system. The objective was to improve emotional clarity in communication while maintaining an interface that remained accessible to users with disabilities.

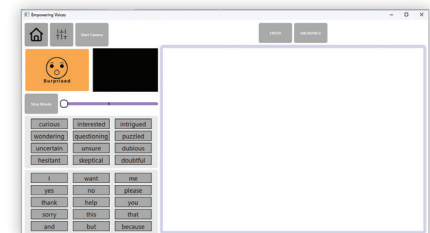
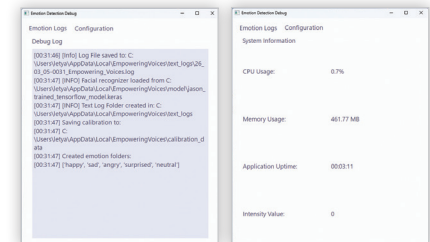
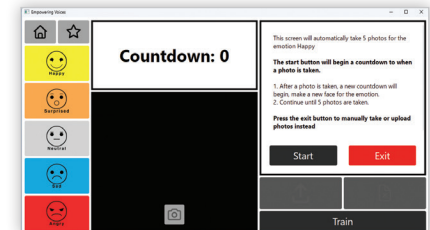
During analysis of the previous year's implementation, several critical issues were identified. The team identified several key areas of improvement that would provide a more flexible AAC tool which would remove significant barriers for individuals with disabilities.


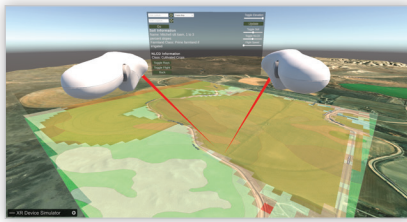
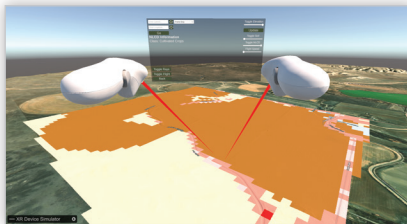
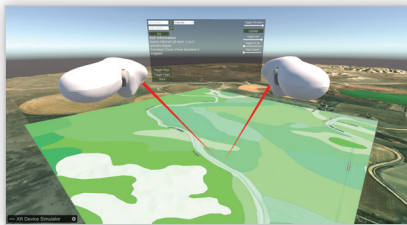
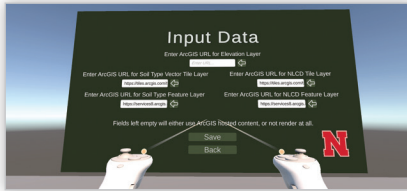
The team redesigned the application architecture and prioritized stability, modularity, and improved user experience. The training workflow was redesigned to be modular, allowing users to train emotions individually rather than completing all calibration steps at once. The number of detected emotions was reduced from eight to five—Surprise, Happy, Sad, Neutral, and Angry—to improve recognition accuracy and model performance. Additionally, the requirement for user accounts was removed, and the interface was restructured into a modular system consisting of Start, Main, Calibration, and Debug screens.

The final delivered solution implemented these improvements through a redesigned application structure. The Start Screen served as a navigation hub connecting all system features. The Main Screen managed the primary user interaction, displaying the camera feed, detected emotion icon, emotional intensity slider, and suggested vocabulary. When a user typed a message, the system recorded both the detected emotion and intensity level before generating expressive speech output using the voice synthesis model. The Calibration Screen provided tools for collecting and managing training data, including automatic photo capture, manual photo uploads, and dataset management options. Finally, the Debug Screen offered diagnostic tools and voice configuration settings, allowing adjustments to voice characteristics such as speaking speed and tone variation. Together, these improvements produced a more stable, accessible, and flexible AAC communication tool.

The Team

Daleela Letyaeva	Squad Lead and Product Manager
Jason Irwin	Development Manager
Ethan Friedman	Developer
Riley Heimes	Developer
Brick Stine	Developer
Andy Truong	Developer





Immersive Conservation: A Virtual Reality Decision Support Tool for Working Lands

Sponsor: UNL School of Natural Resources

Currently, landowners lack a centralized tool to gather information on which conservation methods would work best on their land. Instead, they must seek out information across multiple experts and interpret it with no clear way to visualize the results. The Immersive Conservation project aims to solve this issue by developing an application that models the landowner's property and visualizes conservation practices using geospatial data. Development began from an open starting point with several possible directions. Requirements were gathered and a plan was created to develop the application using the Unity engine and external geospatial data providers.

Aside from a few minor challenges and learning experiences, development progressed smoothly, and a functional PC build of the application was showcased midway through the Fall 2025 semester. ArcGIS satellite imagery and elevation data were integrated early in development to provide a baseline visualization for landowners to see their property. Additional data layers, including soil data and overlays from the National Land Coverage Database (NLCD), were later added to improve the visualization capability of the application. By the end of the Fall 2025 semester, most of the foundational groundwork had been implemented and plans for the Spring 2026 semester were cemented.

Following winter break, development continued and efforts were focused on implementing the virtual reality functionality of the application. The same methods were used to maintain a consistent developmental pace. Features such as financial metrics and spawnable conservation methods were implemented midway through the semester. In early March, an advisory board was brought in to review the application and its current functionality. Feedback from this advisory board helped guide improvements and planning goals for future development. Additionally, the application was exhibited at a conference focused on conservation methods and agricultural practices. Using insights gathered from these two outreach opportunities, the team developed a longer-term plan to strengthen the application and improve its usefulness for landowners.

The Team

Bodhi Mois	Squad Lead and Development Manager
Emily Smith	Product Manager
Jun Kim	Developer
Joseph Mueller	Developer
Gavin Swartz	Developer
Michael West	Developer



Running Robot: Rock'em Sock'em

Sponsor: Dr. Christopher Bohn

Our project was to continue an ongoing set of robot "tanks" that are controlled by mobile apps, and work with a backend running on UNL's Nuros server. These are simple robots that can reasonably be built by everyday users. The team was given the goals of expanding the current implementation to allow for two players, iOS deployment, redesigning a new PCB (printed circuit board), and updating the build and documentation.

One of the general quality-of-life challenges for this project was the old turret prints. They could not be assembled comfortably, because the turret could only be attached by putting a screwdriver through the narrow gaps in the chassis. The team designed a new base that can split into two parts and connect together around the servo. This lets the user attach the servo to the chassis, then place the base around the servo, and finally attach the turret head to the servo using a newly designed hole in the top of the turret head. The new base also includes a groove to allow the turret head to turn easier and prevent the turret from sliding while in use. The team also created an IR base to attach the IR dome to the robot using magnets. With the new IR base, the IR dome would be held on by magnets which prevented the IR receiver from knocking it off. All the 3D prints helped the team create an easier way to assemble the robots for the users.



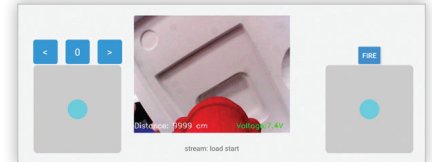
The team migrated to a new infrastructure to allow for an iOS app. The team opted to use Expo to develop an app with a React Native framework, allowing us to build both iOS and Android systems. This approach allowed

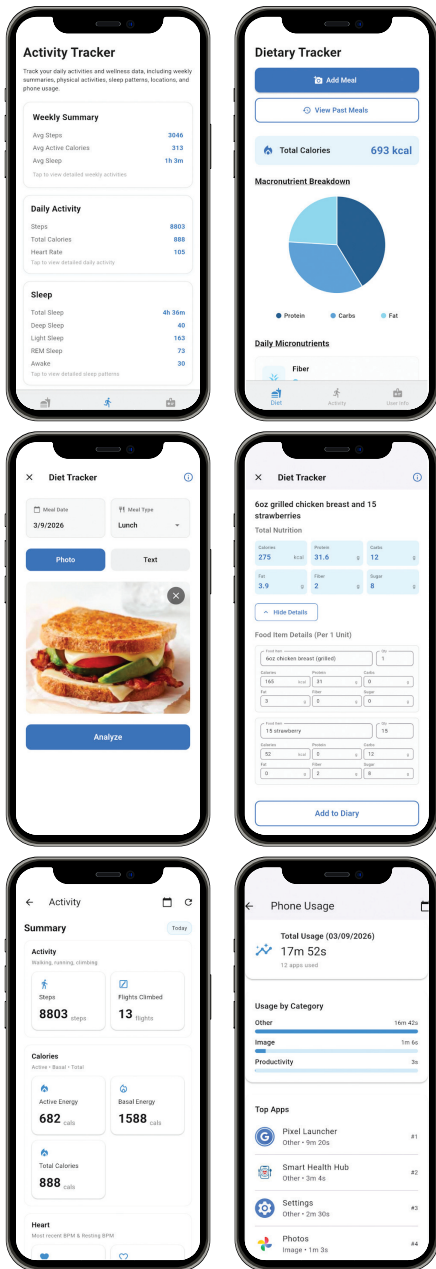
the team to start from scratch in the new iOS app, and port it to the existing Android app, to ensure both systems are as close to each other as possible. The team also implemented two-player gameplay, splitting the robots' controls into two sets for each player.

When the team initially received the project, they were quick to discover that they were missing a PCB schematic. This meant that the team had no way to reorder a board if it broke and had no clear way to tell where pins were attached. The team had to develop a new board and work to ensure that it was still able to implement the same features as the board they currently had. To develop the new PCB board, they used KiCad which allowed them to create and test the board to ensure that it works as desired. Once the team received the boards, they soldered components onto the board and tested to make sure it worked before installing them onto the tanks.

The Team

Ben Fritz	Squad Lead and Product Manager
Gauge Hasbrouck	Development Manager
Kane Maly	Developer
John Mclean	Developer
Avery Monson	Developer
Treggie Sebek	Developer





Smart Health Assistant

Sponsor: UNL SoC Cui

Obesity and related metabolic conditions continue to present significant public health challenges, yet consistent self-monitoring of diet and activity remains difficult for many individuals. The Systems Biology and Biomedical Informatics (SBBi) Lab at the University of Nebraska–Lincoln sought to expand a previously developed food tracking model into a more comprehensive system that could automatically collect and analyze multiple forms of health data. The goal was to reduce the burden of manual tracking while creating a research-ready platform capable of identifying meaningful behavioral patterns over time.

To address this need, the team developed Smart Health Assistant, a cross-platform mobile application built with Flutter for both iOS and Android. The application automatically collects health data such as physical activity, heart rate, sleep, screen time, and location through mobile health platforms and connected wearable devices. In addition, the system uses artificial intelligence to analyze meal images and text descriptions to estimate nutritional values, including macro and micronutrients. By combining automated data retrieval with AI-driven nutrition analysis, the app captures a more complete picture of daily health behaviors.

The collected data is securely stored locally and within a cloud-hosted AWS database, where it is processed through a feature-extraction pipeline. This pipeline transforms raw, multi-modal data into structured summaries that highlight trends across daily and

weekly periods. The system also incorporates personal health information, such as height, family history, and other background factors, to support more meaningful pattern recognition and personalized feedback.

The final product delivers straightforward dashboards, historical summaries, and personalized notifications designed to help users better understand their health habits. At the same time, the structured data generated by the system supports the SBBi Lab's research efforts in obesity and metabolic health modeling. By automating data collection and applying artificial intelligence to nutrition analysis and behavior trend detection, Smart Health Assistant provides both individuals and researchers with a powerful tool for advancing personalized health monitoring.

The Team

Jacob Walter	Squad Lead and Product Manager
Zoe Kerchal	Development Manager
Owen Addison	Developer
James Cover	Developer
Aiden Makovicka	Developer
Braiden Larson	Developer



MuniLens

Sponsor: SoC Cui-Wang

Municipal bond investors and analysts face a significant challenge when evaluating unrated bonds—approximately 60% of the U.S. municipal bond market. Critical financial and legal information is buried within lengthy, complex PDF documents called Official Statements, which vary widely in format and structure. Currently, analysts must manually read through hundreds of pages to extract key data points like maturity dates, principal amounts, coupon rates, and CUSIPs—a process that is time-consuming, error-prone, and limits market transparency for smaller issuers and investors.

The team developed MuniLens, a Web-based platform hosted on AWS EC2 using the Django framework. The application allows users to upload bond PDFs, which are stored in Amazon S3. When a user clicks "Analyze," the system retrieves the PDF and invokes the Llama 3.2 model via AWS Bedrock to automatically extract structured bond data. The extracted information is saved in a PostgreSQL database and presented to the user through an intuitive interface featuring a formatted bond table and raw JSON output for verification. Additional features include user authentication, Multi-Factor Authentication (MFA) via email verification, and data export to CSV/Excel for further analysis.

The team followed agile development practices throughout the project, organizing work into sprints aligned with the university's grading periods and using Zenhub for story mapping. We held weekly meetings with our sponsors, Professors Liying Wang and Juan

Cui, to demonstrate progress, gather feedback, and refine requirements. Key challenges included handling inconsistent PDF formats that affected AI extraction accuracy, optimizing API calls to AWS Bedrock to manage costs, and ensuring smooth integration between S3 storage, the AI model, and the database. We mitigated these through iterative testing, comparative model analysis, and close collaboration with our technical reviewers.

MuniLens successfully transforms a manual, hours-long document review process into an automated workflow that delivers results in minutes. The platform empowers municipal analysts, investors, and researchers to quickly access and analyze bond data that was previously difficult to obtain. By providing a foundation for future AI-powered credit rating predictions, MuniLens has the potential to bring greater transparency, efficiency, and fairness to the municipal bond market—benefiting both communities seeking funding and investors seeking opportunity.

The Team

Roy Truong	Squad Lead and Product Manager
Brian Onyango	Development Manager
Gage Cammack	Developer
Kyle Nguyen	Developer
Estefany Puc Nieto	Developer
Khoa Tran	Developer

Bond Analysis Results

File: Bond_A_Coupon.pdf

Bond Document Information

BOND ID	ISSUE DATE	ISSUE TYPE	ISSUE AMOUNT	ISSUE CUSIP
BOND001	2023-01-01	General Obligation	\$10,000,000	000000

Estimated Bond Data (70 bonds)

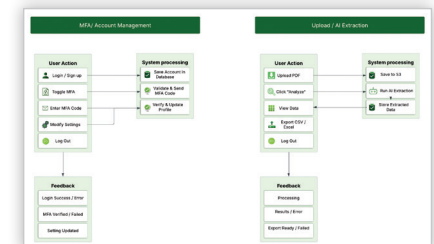
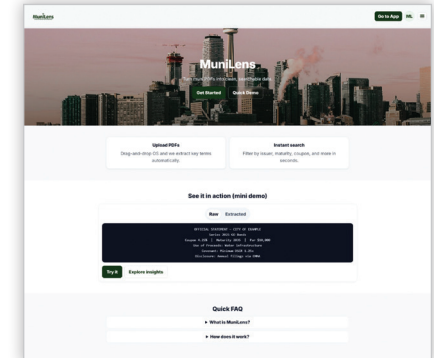

Maturity Date	Principal	Face Value	Yield	Price	Yield	Yield
January 01, 2023	\$10,000,000	\$10,000,000	5.000%	100.000%	100.000%	100.000%
January 01, 2024	\$5,000,000	\$5,000,000	5.000%	100.000%	100.000%	100.000%
January 01, 2025	\$5,000,000	\$5,000,000	5.000%	100.000%	100.000%	100.000%
January 01, 2026	\$5,000,000	\$5,000,000	5.000%	100.000%	100.000%	100.000%
January 01, 2027	\$5,000,000	\$5,000,000	5.000%	100.000%	100.000%	100.000%
January 01, 2028	\$5,000,000	\$5,000,000	5.000%	100.000%	100.000%	100.000%
January 01, 2029	\$5,000,000	\$5,000,000	5.000%	100.000%	100.000%	100.000%
January 01, 2030	\$5,000,000	\$5,000,000	5.000%	100.000%	100.000%	100.000%
January 01, 2031	\$5,000,000	\$5,000,000	5.000%	100.000%	100.000%	100.000%
January 01, 2032	\$5,000,000	\$5,000,000	5.000%	100.000%	100.000%	100.000%


Raw Analysis Data

```

{
  "bond_id": "BOND001",
  "issue_date": "2023-01-01",
  "issue_type": "General Obligation",
  "issue_amount": 10000000,
  "issue_cusip": "000000",
  "maturity_date": "2023-01-01",
  "principal": 10000000,
  "face_value": 10000000,
  "yield": 0.05,
  "price": 1.0,
  "yield": 0.05,
  "yield": 0.05
}

```





Career Explore XR

Sponsor: Jeffrey Falkinburg, Britney Falkinburg

Career Explore XR is an extended reality application designed to introduce students to careers in the skilled trades. While educational simulations exist, very few allow users to explore these hands-on careers in an interactive way. The goal was to create an engaging XR experience that allows users to learn about different skilled trade professions, while completing realistic activities that demonstrate the work involved in those career paths.

The application places users in a virtual classroom hub environment. From this hub, users can enter interactive activity scenes, each representing a different career. Within each activity scene, users complete tasks that simulate real-world job duties, such as assembling a structure or performing technical work. By completing these activities, users gain insight into the practical skills used by professionals in these trade fields, and how those skills apply to real scenarios. Along with the activity, users are provided with important and useful information about the responsibilities, skills, career path, and statistics for every profession.

Career Explore XR was developed using the Unity game engine, which provides built-in support for extended reality platforms, including virtual reality through the Meta XR development kit. The team created many of the 3D environments and assets using Blender, while integrating additional models as tools needed to support the simulations. Though the

main focus was on creating a VR app on Meta Quest 3, the Career Explore XR experience is also available on other platforms, including mobile devices and as a Web app accessible through the project's website (www.careerexplorexr.com). The team implemented interactive systems through custom scripts and activity logic that guide users through each experience and provide visual and audio feedback as they complete tasks. Throughout the year, the team worked to refine these systems to ensure the activities were both engaging and educational.

Career Explore XR provides a hands-on learning experience that helps students better understand skilled trade professions and encourages them to consider career paths they may not have previously explored. By combining immersive environments with interactive activities, the project highlights the potential of XR technology as a powerful educational tool.

The Team

Sean Casey	Squad Lead and Product Manager
Burke Groenjes	Development Manager
Will Bernal	Developer
Noah Russell	Developer
Colman Scharff	Developer
Tyson Veik	Developer



Husker Stem VR 3.0

Sponsor: Jeffrey Falkinburg


Husker Stem VR is an outreach program used by the College of Engineering, allowing prospective students to interact with VR minigames representing each of the engineering majors provided at the university. Proposed by Falkinburg in 2021, the project started as a VR only experience until other teams ported it to IOS and Android.

Husker Stem VR 3.0 is the third iteration of the Husker Stem project, primarily tasked with updating the project to utilize the newest version of Unity, allowing Husker Stem VR to be installed and run on the newest devices including Meta Quest, IOS, and Android. Existing minigames were also updated with bugfixes, enhanced features, and updated graphics.

The main enhancement to the program was the addition of Kiewit Hall. The addition features a fully detailed model of the building, a guided tour, and space for future minigames. The player starts at Memorial Stadium where they are given information on the majors, clubs, and organizations in the college of engineering. Now to the right of the entrance, the player can travel to Kiewit Hall where they can explore the building. This newest version also features hand tracking in VR taking advantage of the Quest 3's new capabilities.

The Team

Griffin Schroeder	Squad Lead and Product Manager
Owen Robb	Development Manager
Koen Dietrich	Developer
Owen Kreikemeier	Developer
Preston Smith	Developer
Tyrese Walker	Developer



Time	Video Size	Render FPS Avg	Render FPS Min	Render FPS Max	Vertices	Triangles	Meshes	Material	Texture Size	Lightmaps Size
4.02	0.31	4888.16	4888.16	4888.16	1	2.00	184.96	0	184.96	0.00
4.07	1.12	5488.00	5488.00	5488.00	2	20.00	184.96	0	184.96	0.00
4.07	41.16	2918.00	2918.00	2918.00	0	20.00	184.96	0	184.96	0.00
6.07	118.38	2.13	0.16	0.16	0	20.00	184.96	0	184.96	0.00
7.07	408.30	2.13	2.08	2.08	0	20.00	184.96	0	184.96	0.00
7.08	422.28	2.07	2.24	2.24	0	20.00	184.96	0	184.96	0.00
8.08	202.28	2.08	1.42	1.42	0	17.00	184.96	0	184.96	0.00
8.08	202.28	0.8	0.76	0.76	0	18.04	184.96	0	184.96	0.00
8.08	202.28	0.48	0.48	0.48	0	17.00	184.96	0	184.96	0.00
8.09	322.28	0.30	0.42	0.42	0	18.00	184.96	0	184.96	0.00
10.09	402.21	2.47	1.22	1.22	0	18.00	184.96	0	184.96	0.00
10.09	402.3	2.21	1.34	1.34	0	19.00	184.96	0	184.96	0.00
11.09	302.21	2.07	1.11	1.11	0	17.00	184.96	0	184.96	0.00
11.09	402.02	2.15	1.17	1.17	0	17.00	184.96	0	184.96	0.00
12.09	402.28	2.15	1.11	1.11	0	17.00	184.96	0	184.96	0.00
12.09	476.17	2.1	1.72	1.72	0	17.00	184.96	0	184.96	0.00
13.09	402.27	2.16	1.28	1.28	0	18.71	184.96	0	184.96	0.00
14.09	402.27	2.05	1.05	1.05	0	18.00	184.96	0	184.96	0.00
14.5	473.87	2.11	1.23	1.23	0	18.41	184.96	0	184.96	0.00
15.0	402.28	2.05	1.2	1.2	0	18.00	184.96	0	184.96	0.00
15.5	401.28	2.08	1.11	1.11	0	18.02	184.96	0	184.96	0.00
16.0	402.28	2.09	1.12	1.12	0	17.00	184.96	0	184.96	0.00
16.5	406.15	2.19	1.46	1.46	0	19.22	184.96	0	184.96	0.00
17.0	406.64	2.02	1.45	1.45	0	19.00	184.96	0	184.96	0.00
17.5	476.28	2.00	2.28	2.28	0	19.16	184.96	0	184.96	0.00
18.0	402.0	2.05	2.01	2.01	0	19.20	184.96	0	184.96	0.00



Holographic-Type Video Conferencing

Sponsor: Dr. Hongzhi Guo

Traditional video conferencing relies on flat, two-dimensional visuals that lack the spatial presence and immersion of face-to-face interaction. The Holographic-Type Video Conferencing project, sponsored by Dr. Hongzhi Guo, challenged the team to develop a real-time 3D telepresence system capable of capturing, reconstructing, and displaying a live holographic representation of a person. The goal was to bridge the gap between conventional video calls and true spatial communication using commercially available hardware.

The team designed and built a multi-camera capture pipeline using Intel RealSense D435 depth cameras to simultaneously record color and depth data from multiple angles. A Python-based calibration system was developed to spatially align the cameras using feature-based registration (RANSAC) followed by Iterative Closest Point (ICP) refinement, producing transformation matrices that map each camera's coordinate frame into a unified 3D space. This calibration data was exported as a JSON file and loaded at runtime by a custom Unity component, enabling seamless multi-view point cloud fusion without manual alignment.

On the rendering side, the team built the real-time visualization in Unity, targeting the Microsoft HoloLens 2 mixed reality headset. Each camera's depth and color streams were processed into point clouds of over 300,000 vertices per frame, rendered at 30 frames per second using custom geometry shaders optimized for

single-pass stereo XR rendering. An intelligent person isolation algorithm was implemented to automatically detect the subject's depth and remove background clutter, ensuring that only the person appeared as a hologram in the viewer's space. The system leveraged the Mixed Reality Toolkit (MRTK) and OpenXR for HoloLens 2 integration.

The resulting system demonstrated a functional end-to-end holographic communication pipeline: from multi-camera capture and spatial calibration, through real-time point cloud fusion and GPU-accelerated rendering, to immersive mixed reality display on the HoloLens 2. The project produced comprehensive technical and user documentation to support future development and handoff. The team successfully showed that accessible, real-time holographic telepresence is achievable using off-the-shelf depth cameras and modern mixed reality platforms.

The Team

Priyankka Nanrudaiyan	Squad Lead and Product Manager
Grant Mielak	Development Manager
Elijah Ashbrook	Developer
Leo Linquet	Developer
Trust Wells	Developer



Sports Betting among At-Risk College Males

Sponsor: UNL SoC Ramamurthy-McChargue

Sports betting became increasingly normalized among college students as mobile betting platforms made gambling accessible at any time. This trend was especially concerning because sports betting was associated with a higher risk of problem gambling, particularly among adolescents and young adults who were still developing financial literacy and decision-making skills. The fast-paced and emotionally charged nature of sports betting, especially in-game betting, often encouraged impulsive choices, loss-chasing, and excessive risk-taking. Because sports betting was frequently perceived as a skill-based activity rather than chance-based gambling, users often overestimated their control over outcomes and underestimated the financial consequences of their behavior.

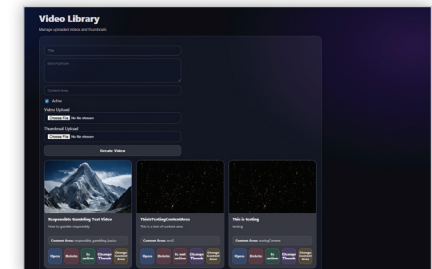
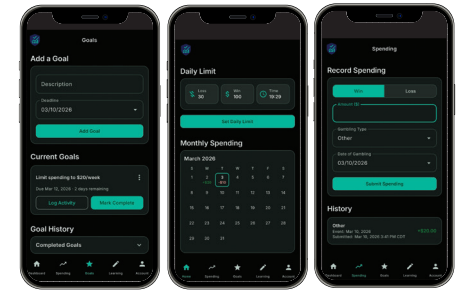
The project addressed this issue through the design and development of a mobile application that promoted responsible gambling behaviors through a financial literacy lens. The project was grounded in bounded rationality theory, which explained how people often made imperfect decisions under conditions of limited time, incomplete information, and emotional pressure. The team designed the app around the idea that interventions should interrupt impulsive behavior and create opportunities for more deliberate decision-making. This framework connected financial decision-making concepts with gambling-related risk behaviors in a practical and research-driven way.

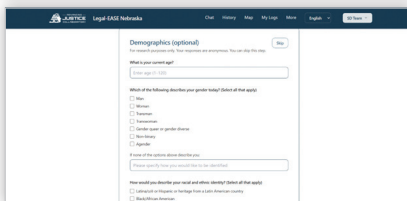
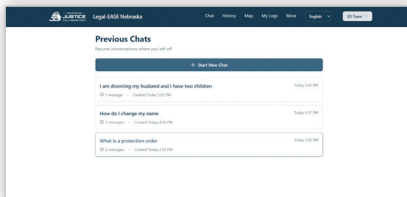
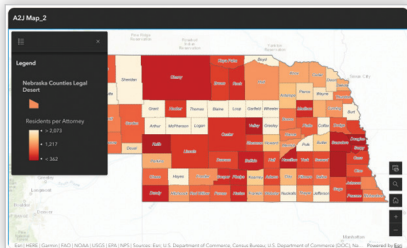
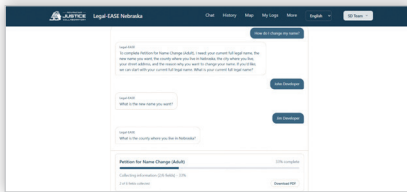
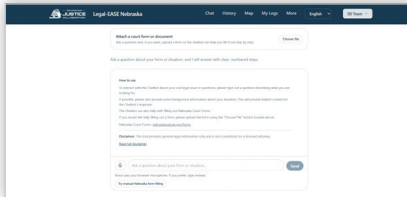
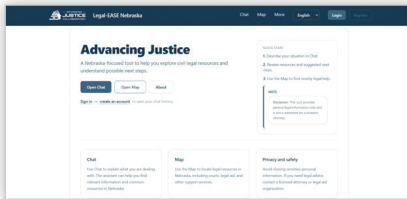
The app provided notification reminders when gambling apps were opened, prompting users to pause and reconsider impulsive decisions. It also included spending-tracking tools that allowed users to monitor wins and losses over time, helping them build awareness of their betting patterns and financial outcomes. In addition, the app supported goal setting and offered educational video content focused on financial literacy and responsible gambling concepts. Together, these features were designed to promote healthier decision-making by combining timely intervention, personal accountability, and accessible learning resources.

This project served as an important capacity-building effort in a broader program of research on just-in-time adaptive interventions for responsible gambling. By combining behavioral theory, financial literacy, and mobile technology, the project laid the foundation for a tool that not only responded to risky behavior in the moment but also encouraged healthier long-term decision-making.

The Team

James Lynch	Development Manager
Charlie McIver	Product Manager
Andrew Duweling	Developer
Bo Kepler	Developer
Tyler Roelfs	Developer
Nathan Siy	Developer





Advancing Justice Collaboratory

Sponsor: UNL SoC Samal

There exists a gap in legal services: some areas see minimal available legal assistance, and several legal forms seem obtuse and inaccessible. To combat this, the School of Computing–Samal Collaboratory team has produced Legal-Ease, an application intended to bridge that gap by assisting users in clearly and accessibly understanding available legal resources in Nebraska. Nebraska contains several underserved areas, or legal deserts, that have fewer than one attorney per thousand people present in a county. A family law-focused AI chatbot capable of assisting a user with filling out their forms alongside a mapping service that clearly indicates the locations and density of legal resources in users' areas was created. The application was also designed for users to be able to opt-in to a series of demographic questions to further assist researchers in reaching underserved communities.

The team began this project through an initial focus on user login, privacy, and general functionality. The mapping display uses ArcGIS to provide users with an overview of legal resource density in Nebraska, highlighting underserved legal deserts alongside local resources, such as libraries and courthouses. The team designed a scalable schema that could easily ingest new forms to handle the constantly evolving legal corpus. The team developed a visual Large Language Model form-reader capable of taking in newer forms and accurately reporting to the user the fillable fields. To maximize chatbot response accuracy, the system employs a Retrieval-Augmented Generation (RAG)

pipeline. A cross-encoder is integrated to re-rank retrieved documents, ensuring the LLM receives only the most relevant legal context from the repository to generate accurate, guided responses.

Legal-Ease is able to guide a user through family law questions and properly direct them to available resources, helping to bridge a vital legal services gap by supporting underserved communities with an accessible and helpful application. It holds natural conversations with users going through the stress of legal processes, and it strives to alleviate their concerns through cutting-edge implementations of modern artificial intelligence.

The Team

Olivia Muenster	Multi-Team Lead
Garrett Splinter	Mapping Team Lead and Product Manager
Matthew Parker	Mapping Team Development Manager
Thomas Waller	Chatbot Team Lead and Development Manager
Dennis Bui	Developer
Jonatan Guzman	Developer
Akemi Martinez	Developer
Ally Muellner	Developer
Michael Nemov	Developer
Hugh Strumberger	Developer



Cochlear Implant Research Lab–Mobile Audio Test

Sponsor: UNL SoC Sharif-Hughes

The Cochlear Implant Research Lab–Mobile Audio Test is a Web-based hearing screening application developed for the University of Nebraska–Lincoln’s Cochlear Implant Research Lab (CIRL). The application is designed to allow community health workers (CHWs), who are individuals with no specialized audiology training, to administer standardized hearing tests using only a smartphone or tablet paired with a set of headphones. Hearing loss affects nearly 30 million adults in the U.S., yet the majority go undiagnosed or untreated, particularly in rural and underserved communities. This project aims to bridge that gap by putting an easy-to-use diagnostic tool directly into the hands of community-based healthcare providers.

The testing procedure begins with a questionnaire, followed by either a screening test or a diagnostic test. The screening test measures pass/fail at a fixed dB level across frequencies (1,000 Hz, 2,000 Hz, 4,000 Hz, and 6,000 Hz) in both ears. The diagnostic test measures hearing thresholds across five frequencies (500 Hz, 1,000 Hz, 2,000 Hz, 4,000 Hz, and 8,000 Hz) in both ears. Both tests are designed to run without requiring any expertise from the tester. Upon completion of a test, the application generates and displays a plotted audiogram summarizing the patient’s results alongside a pass/refer recommendation.

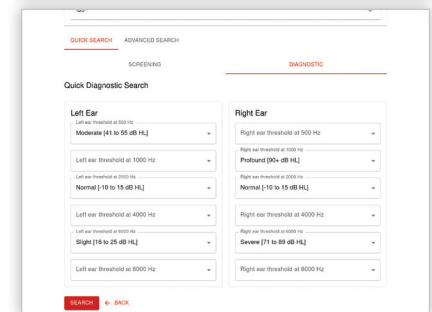

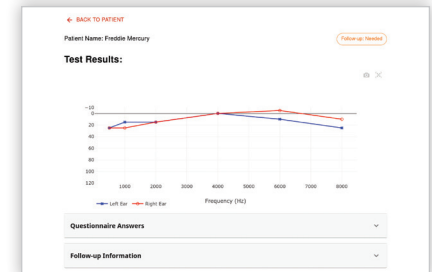

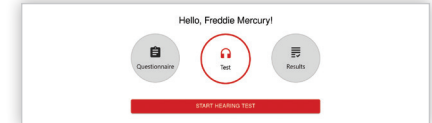
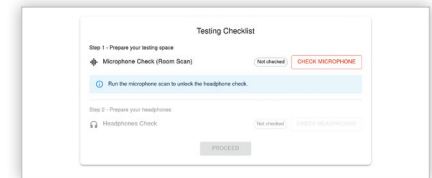
Prompts allow testers to correctly configure their device volume and headphone setup prior to testing. At the end of the test, a referral system of nearby healthcare providers is presented. With required operation in




regions where Internet access may be unavailable or spotty, the app allows for offline functionality when performing the test and providing an option to upload recorded data later.

The team then built out data query functionality, enabling both administrators and testers to retrieve screening outcomes, referral rates, and patient follow-up, providing the research team with the data needed to evaluate the real-world impact of CHW-assisted hearing loss identification. Alongside this, the team added follow-up information tracking to the application, allowing testers to mark off whether a patient sought follow-up after a referral.

The Team

Colin Salem	Multi-Team Squad Lead
Ada Aljabiri	Product Manager
Adam Furniss	Development Manager
Mauricio Aguilera-Ortiz	Developer
Jina Bagheri	Developer
Patrick Gurney	Developer
Nathan Huynh	Developer
Eleanor Krause	Developer
Walker Lee	Developer
Victor Nguyen	Developer
Matthew Wang	Developer





Skybeam

Sponsor: UNL SoC Vuran

There were several challenges with this project, processing antenna data, deciding on this data, equipment limitations, project workflow and integration, accurate gimbal movements, and maintaining a datalink. These were all high-level challenges that this project had come across with a lot of smaller problems inside of these.

Since our project needed to maintain a directional datalink between a drone and base-station, there were a lot of different parts (electrical, computing, and mechanical) of this project that contributed to this. Our solution uses a digitally steerable antenna as the base-station antenna, Sivers 60GHz antenna with a USRP for DSP, this data gets used to target the drone digitally via beam-steering while physically moving a gimbal to keep the drone within the digitally steerable range.

The drone's transmitter, a MikroTik Cube Pro, is also directional so it also must "look" at the base-station. Because the MikroTik and Sivers are not compatible to transmit actual data, the Sivers can only sense the MikroTik, the team decided to focus on just the targeting of the drone. Working around no data transfer was one of the bigger problems the team encountered. To orient the MikroTik in the correct direction inertial methods are used (IMU and optical flow sensor) in combination with a calibration process so the airborne computer knows where the base station is located directionally and can adjust the airborne gimbal accordingly.

The system also comes with an out of band link: over another band telemetry and other important information is transmitted to the user. The whole system is designed to be an attachment to a drone so that this separate system can provide the user with a data link that can handle high bitrates. The whole system will constantly make adjustments physically or digitally to maintain a strong enough signal for data transfer in the future.

The Team

Carter Fogle	Squad Lead and Product Manager
Preston Ward	Development Manager
Maxwell Pembo	Developer
Zhen Keat Chua	Developer
Brett Johnson	Developer
Andrew Timmons	Developer



Holland Computing Center (HCC) NRP Open OnDemand

Sponsor: UNL SoC Weitzel

The National Research Platform (NRP) has a computing cluster named Nautilus, which allows users to submit and run computationally intensive jobs. This project aims to connect existing Web interfaces, specifically Open OnDemand, to this cluster. This gives easy access to these computing resources, even if the user does not have a technical background. This project implements a pipeline that enables both interactive computing sessions through JupyterLab and automated batch processing workflows, demonstrated using an AlphaFold job. A user would then simply fill out the form on the Open OnDemand website, and the desired tool will run automatically on the NRP cluster.

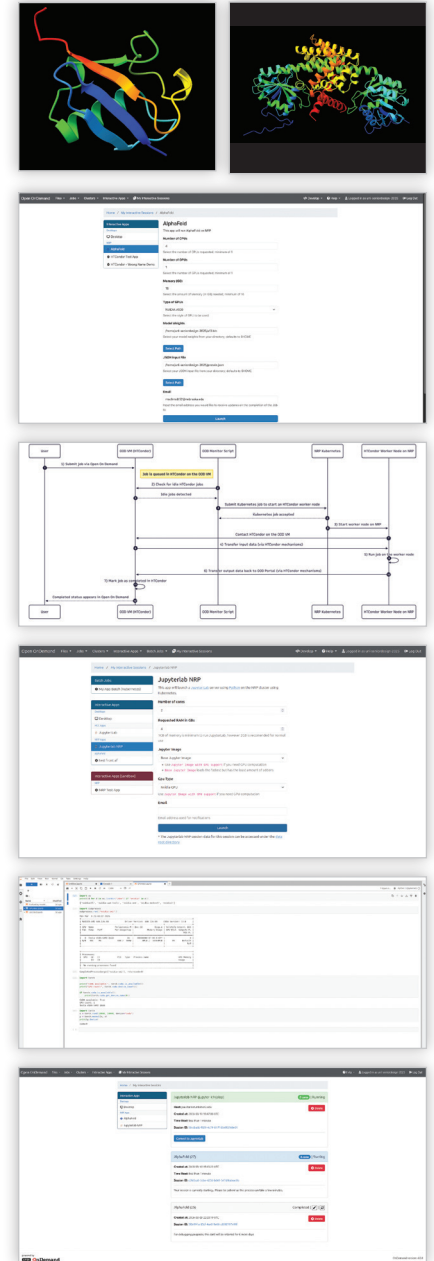
To solve this problem with JupyterLab, the team had to find an image of JupyterLab that would allow it to run on the Nautilus cluster. The pipeline would have to send the image to Nautilus through the Open OnDemand pipeline for it to run on the cluster. In order to create this instance of JupyterLab, the team had to generate a token along with the instance, which was then passed into the JupyterLab session that allowed it to be a personal instance of JupyterLab running on the Nautilus cluster available for researchers to use, even if they don't have any technical knowledge.

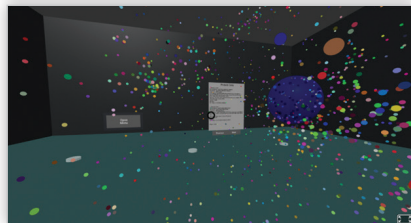

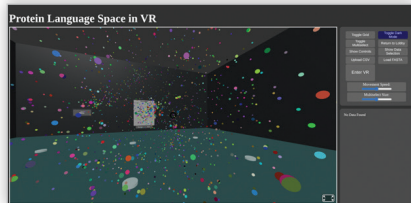
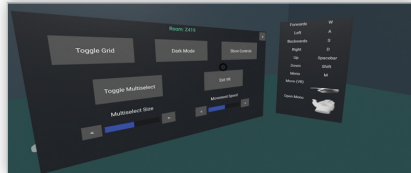
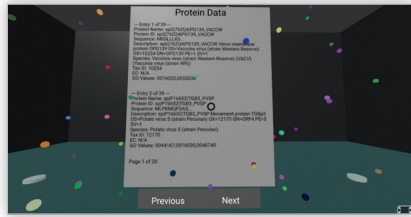
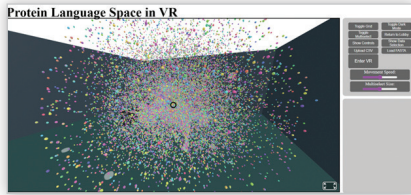
For AlphaFold, the team utilized Open OnDemand's Web UI to allow users to upload their protein sequence and AlphaFold3 model weights through simple form fields. The job is then placed into a local HTCondor queue, while an automated monitor script constantly watches this queue. When a new job appears, HTCondor starts

up a container within a pod on NRP's Nautilus. This container is pre-loaded with AlphaFold software, and all the heavy AI calculations take place inside this pod. Once the protein is fully folded, HTCondor transfers all the final 3D models back to the user's session folder for a simple, one-click download.

The Team

Ethan Olson	Squad lead and Product Manager
AJ Masek	Development Manager
Ryan Bussom	Developer
Ilarion Danilchenko	Developer
Moreno Minarwidjaja	Developer
Matthew Schmidt	Developer





Immersive Virtual Reality

Sponsor: UNL SoC Yao

Dr. Qiuming Yao's Integrated Digital Omics Lab (IDOL) at UNL develops scalable algorithms and machine learning models to analyze complex biological systems. The lab's research includes microbiome diversity, genetic mutations, molecular diversity and statistical machine learning, which have given tools like Motif Raptor and the P3DB protein database.

The project began with progress from last year. A system that takes data points and visualizes them in a virtual reality space. The problem it was fixing was showcasing protein data in a 3D space for use in a classroom setting. Last year, they had made the project that places the data points in space for a singleplayer Web app experience. It was capable of running in a VR headset. The goal of the project for this year was to create a better, more capable app that could incorporate a leadermode, more data types, and hand tracking with custom functionality for gestures.

Initially we began by getting acquainted with the Apple Vision Pro AR and VR headset. We got the app running locally and tested on a production server. The project uses a framework called A frame, which is a vr and 3D tool for webapps. It took us some time to figure out the new framework and its features. The first feature we implemented was fixing the website menus resizing and scaling issues. We created a leadermode feature and multiplayer system where a single host can open a lobby and students can join with a code. This networking is hosted on an AWS server. We also implemented hand gestures and tracking with

the Apple Vision Pro headset using different hand gestures to move and toggle other features in the app. Simultaneously, we also worked on a dynamic data loading feature to increase the apps performance as well as instance meshing to coalesce the meshes of the data points to increase performance at large data scales. This feature led us into big data mode to use specifically when using large datasets.

Ultimately, our application provides a more stable and better optimized version. The final version we delivered tackles the problem of showcasing visualizing data points in a multiplayer space that is accessible across multiple mediums that being browser availability and VR access. It works to show protein data to students in an efficient and accessible way.

The Team

Jack Gude	Squad Lead and Product Manager
Parker Peterson	Development Manager
Jack Fruhling	Developer
Krishnaraj Ganesan	Developer
Sky Mavis Gann	Developer
Brandon Muff	Developer



Irrigation Maintenance

Sponsor: Valmont

Maintaining irrigation equipment is essential, but many growers do not have a simple digital way to consistently track routine maintenance events. Valmont Industries produces pivot irrigation systems that are long-term, high-value investments expected to operate for decades. Maintenance for this equipment has often been tracked manually or through dealership support, which can lead to missed service events, inconsistent documentation, and reduced equipment performance. Our team was challenged to design a practical, easy to use solution that helps growers manage maintenance directly within Valmont's existing digital platform.

To address this need, the team designed and implemented the Irrigation Maintenance feature as a dedicated widget within AgSense 365, Valmont's Web and mobile platform for irrigation management. The system uses a machine's run hours as the foundation for maintenance scheduling. Growers can create one-time or recurring maintenance events, view manufacturer-recommended maintenance events, schedule and edit upcoming tasks, and configure notifications for upcoming events. When a maintenance event reaches its scheduled time, the system sends a notification to the scheduler, and allows the user to mark their event as complete.

The widget also includes maintenance history tracking. Growers can view past events, see recorded machine hours and completion dates, and add notes to their events for documentation. This creates a centralized and organized record of service activity for

each machine. The system was built across Web, iOS, and Android platforms using Angular, .NET, MySQL, Swift, and Kotlin, ensuring a consistent experience on all devices.

By the end of the project, we delivered a fully functional maintenance tracking system that reduces manual recordkeeping and improves visibility into equipment upkeep. The solution not only simplifies day-to-day maintenance management but also establishes a long-term data foundation for future service and management features within AgSense 365.

The Team

Eric Andersen

Squad lead and
Development Manager

Reva Long

Product Manager

Grant Henderson

Engineer

Sakshi Pande

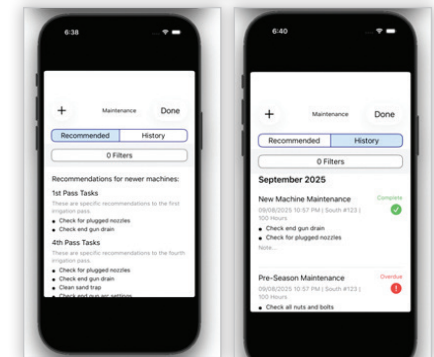
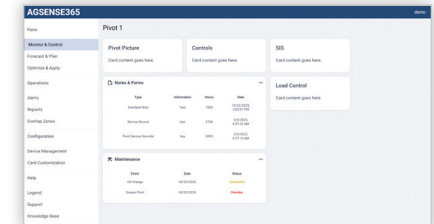
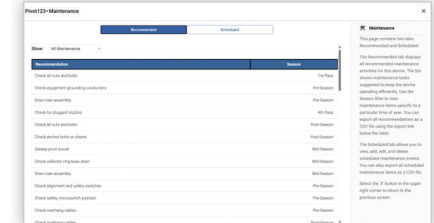
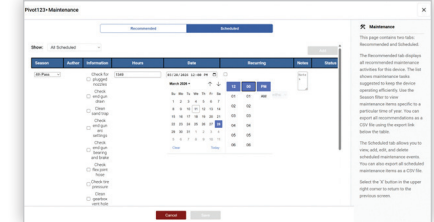
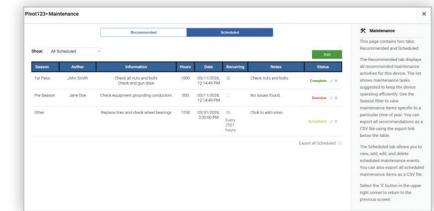
Engineer

Zephyr Rose

Engineer

Trang Tran

Engineer





Chris Bohn, PH.D.
Associate Professor of Practice,
Assistant Director for Capstone



Shruti Bolman, PH.D.
Assistant Professor of Practice*



Bill Browning
Senior Design Project Manager



Juan Cui
Associate Professor



Jeff Falkinburg
Assistant Professor of Practice*



Zachery Kozak
Graduate Student*



Kara Kugler-Wright
Capstone Business
Development Manager



Melanie Kugler-Wright
Senior Design Project Manager



Roland Madadjim
Senior Design Project
Manager/Graduate Student



Jane Ohia
Senior Design Project
Manager/Graduate Student



Bonita Sharif, PH.D.
Associate Professor*



Gurvinder Singh
Graduate Student*



Vinod Variyam, PH.D.
Professor*

* Denotes a Senior Design Tribe Lead

SENIOR DESIGN FACULTY AND STAFF

SENIOR DESIGN STUDENTS

Owen Addison	Kyle Bradley	Michelle Espinosa	Katia Henrriquez	Dillon Kim
Mauricio Aguilera Ortiz	Dat Bui	Soroosh Farahmand	Boston Henry	Jiha Kim
Amgad Ahmed	Dennis Bui	Emir Ferzan	Bryan Hernandez	Jun Kim
Sara Aizudin	Huy Bui	Carter Fogle	Leopoldo Hernandez	Victor Knapp
Komlan Akakpo	Ryan Bussom	Nathan Ford	Nolan Hill	Bryce Kovarik
Shahad Al Elew	Riley Camelin	Ethan Friedman	Will Hoellen	Dylan Kramer
Kaden Al Obaidi	Gage Cammack	Tyler Frisinger	Joseph Holy	Eleanor Krause
Nadim Al-Ramahy	Cameron Carlson	Ben Fritz	Isaak Hopp	Owen Kreikemeier
Mohammed Al-Sammak	Sean Casey	Jack Fruhlin	Winston Hou	Tyler Kroeger
Ada Aljabiri	Jose Chacon Urias	Adam Furniss	Fletcher Hovendick	Marek Kruszcak
Yasir Almotawa	Jordyn Cheyney	Krishnaraj Ganesan	Lyndi Hraban	Kurt Kuhlman
Mohammed Anas	Abdus Sami Chowdhury	Sky Gann	Nathan Huynh	Rhett Larsen
Eric Andersen	Zhen Keat Chua	Nick Goertzen	Jason Irwin	Braiden Larson
Keyik Annagulyyeva	Dominic Coleman	Seth Gonzalez	Alaa Ismail	Brady Lauritsen
Ryan Argo	Trayson Combs	Sean Grafton	Colby Jochum	Francisco Le
Elijah Ashbrook	James Cover	Burke Groenjes	Brett Johnson	SungHoon Lee
Jina Bagheri	Ilarion Danilchenko	Jack Gude	Trevor Johnson	Walker Lee
Darius Banks	Jaden Davis	Patrick Gurney	Harrison Johs	Daleela Letyaeva
Noah Bearden	Armon'e Dean	Jonatan Guzman	Clancy Jones	Leo Linquet
Cole Becker	Drew DeBauche	Diana Hanzlick	Tristan Jones	Reva Long
James Benton	Koen Dietrich	Gauge Hasbrouck	Bo Kepler	Levi Loseke
Will Bernal	Thang Do	Eric Haupt	Zoe Kerchal	Shawn Ludena-Llanos
Connor Blackburn	Sam DuBois	Riley Heimes	Grant Kerrigan	James Lynch
Ben Blankenbiller	Joshua Dugger	Sarah Heinzman	Khader Khoudeda	Aiden Makovicka
Drew Bonnie	Andrew Duweling	Grant Henderson	David Khuu	Kane Maly

Akemi Martinez Gutarra	Tony Nguyen	Zainab Ridha	Nathan Siy	Thomas Waller
AJ Masek	Travis Nguyen	Jacob Rieker	Emily Smith	Jacob Walter
William McCann	Victor Nguyen	Braelyn Riley	Preston Smith	Matthew Wang
Charlie McIver	Minh Ninh	Rene Rivera-Alberto	El Hadji Mamadou Sow	Preston Ward
John Mclean	Elijah Nitzel	Owen Robb	Garrett Splinter	Jakobi Washington
Gabe Medina	Mercedes Nolda	Tyler Roelfs	Jon Stafford	Trust Wells
Grant Mielak	Dakoda Oden	Eli Rohrs	Brick Stine	Michael West
Moreno Minarwidjaja	Olurotimi Ogunleye	Brandon Rojop	Seth Stowell	Noah Whyrick
Bodhi Mois	Robert Oklouvi	Matthew Rokusek	Hugh Strumberger	Cole Wiebke
Avery Monson	Ethan Olson	Jade Romero	Aayush Subedi	Garrett Wilcoxon
Cassidy Moore	Brian Onyango	Zephyr Rose	Gavin Swartz	Maya Wilson
Angel Morales	Sakshi Pande	Noah Russell	Aditya Tadepalli	Dez Wolken
Joseph Mueller	Vatsal Janak Pandya	Mireu Ryu	Ruthie Teeters	Cameron Wood
Ally Muellner	Matthew Parker	Colin Salem	Brett Thieman	Kyle Wydrinski
Olivia Muenster	Derek Parks	Eldin Salja	Andrew Timmons	Zi Dane Yan
Brandon Muff	Ceferino Patino	Renzo Sarreal	Khoa Tran	Ethan Yehl
Kyle Mundt	Maxwell Pembo	Colman Scharff	Trang Tran	Haoze Zheng
Dawood Murad	Russell Pesek	Matthew Schlatter	Teresa Trinh	
Priyankka Nanrudaiyan	Parker Peterson	Matthew Schmidt	Vincent Trinh	
Peyton Nelson	Chi Hung Pham	Reggie Schriener	Dane Troia	
Michael Nемов	Caleb Poggemeyer	Griffin Schroeder	Andy Truong	
Anh Nguyen	Estefany Puc Nieto	Treggie Sebek	Khanh Ngoc Truong	
Duc Van Minh Nguyen	Connor Raatz	Karla Sierra-Mendoza	Jake Vaccaro	
Justin Nguyen	Jaden Reinoehl	Evan Sipple	Tyson Veik	
Thomas Nguyen	Henry Renteria	Collin Siracuse	Tyrese Walker	

SPECIAL THANKS TO

Ryan Anderson

Jentry Barrett

Lauren Becwar

Shonna Dorsey

Victoria Grdina

Abbey Post

Tori Helling

Nancy Heyne

Carrie Jackson

Mike Kamm

Jake Koperski

Ron Kruml

Kristen Labadie

Mary LaGrange

Larita Lang

Patricia Lena

Wayne Motycka

Rob Nickolaus

Max Wheeler

Joyce Young

Mike Zeleny

SENIOR DESIGN HONORS THESES

Will Hoellen

“Design and Evaluation of an Enterprise E-Signature Prep Application”

Lyndi Hraban

“Evaluating the Impact of Research Equipment Availability on Scientific Rigor, Reproducibility, and Innovation Across STEM Disciplines”

Alaa Ismail

“Online Legislation: Developments and Trends in Data Privacy and Software Development”

Ceferino Patino

“Analysis of Dynamic Difficulty Scaling Using AI Systems”

Garrett Splinter

“Open Multi-Agent Systems: The Free-Range-Zoo Framework and MOASEI Competition”

Tyrese Walker

“Analyzing Reading Behavior across Source Code and Stack Overflow for Method and Class Summarizations”

Thomas Waller

“Aligned in Theory: Understanding AI Alignment and the Challenge of Building Safe AI Systems”

PM PROTEGES

Tyler Frisinger

Tristan Jones

Eli Rohrs

Reggie Schriener

For questions or comments:

402-472-2401 | cse-seniordesign@unl.edu

For more information, visit:

computing.unl.edu/senior-design

Follow us:

 [CSEatUNL](#)

 [CSEatUNL](#)

 [CSEatUNL](#)

To make a gift in support of the School of Computing Senior Design Capstone Program or for more information, please contact:

Justin Carlson

Director of Development for the College of Engineering
402-458-1196 | justin.carlson@nufoundation.org

Your gift represents a significant investment in future scientists and engineers, for Nebraska and the nation.





**SCHOOL OF COMPUTING
SENIOR DESIGN**

computing.unl.edu



UNIVERSITY *of* NEBRASKA-LINCOLN